



SERENA[®]
StarTool[®] DA 5.7.2

Messages

Serena Proprietary and Confidential Information

Copyright

Copyright © 2001-2011 Serena Software, Inc. All rights reserved.

This document, as well as the software described in it, is furnished under license and may be used or copied only in accordance with the terms of such license. Except as permitted by such license, no part of this publication may be reproduced, photocopied, stored in a retrieval system, or transmitted, in any form or by any means, electronic, mechanical, recording, or otherwise, without the prior written permission of Serena. Any reproduction of such software product user documentation, regardless of whether the documentation is reproduced in whole or in part, must be accompanied by this copyright statement in its entirety, without modification.

This document contains proprietary and confidential information, and no reproduction or dissemination of any information contained herein is allowed without the express permission of Serena Software.

The content of this document is furnished for informational use only, is subject to change without notice, and should not be construed as a commitment by Serena. Serena assumes no responsibility or liability for any errors or inaccuracies that may appear in this document.

Trademarks

Serena, PVCS, Mariner, Dimensions, ChangeMan, Comparex, StarTool, TeamTrack, and Collage are registered trademarks of SERENA Software, Inc. Mashup Composer, Meritage and Prototype Composer are trademarks of SERENA Software, Inc.

All other products or company names are used for identification purposes only and may be trademarks of their respective owners. Nothing contained in this document should be construed as granting any license or right to use any trademark without the prior written permission of the party that owns the trademark.

U.S. Government Rights

Any Software product acquired by Licensee under this Agreement for or on behalf of the U.S. Government, its agencies and instrumentalities is "commercial software" as defined by the FAR. Use, duplication, and disclosure by the U.S. Government is subject to the restrictions set forth in the license under which the Software was acquired. The manufacturer is Serena Software, Inc., 1900 Seaport Boulevard, 2nd Floor, Redwood City, California 94063-5587.

Publication date: June 2011

Table of Contents

	Welcome to Serena StarTool DA	5
	Before You Begin	5
	Conventions	5
	Documentation	6
	Accessing the Documentation	6
	Using the PDF Documentation.	7
<i>Chapter 1</i>	Message Types and Formats	9
	Message Destinations	9
	Message Type Codes	9
	Message ID Code Formats	10
	CICS Terminal Message ID Code Format	10
	Long Message ID Code Format	10
	Standard Message ID Code Format	11
	Message Description Formats	11
	Standard ABEND Message Summary Format.	12
	Standard Utility Message Format.	13
	How to Read Message Descriptions	13
<i>Chapter 2</i>	CICS Terminal Messages	15
<i>Chapter 3</i>	Status Log Messages.	79

Welcome to Serena StarTool DA

Product Description Thank you for choosing Serena® StarTool® DA (Dump Analyzer), the intelligent dump analysis and debugging tool for IBM z/OS mainframes. StarTool DA helps mainframe software engineers diagnose the causes of **ab**normal **end**-of-job (ABEND) conditions. The product provides automated dump diagnostics, interactive call tracing support, dump archiving and maintenance, and a full-featured debugging interface.

Batch, CICS, DB2, and IMS

StarTool DA supports analysis and debugging of both batch and CICS ABENDs. Optional debugging support for IBM DB2 and IMS database ABENDs is also available.

ChangeMan ZMF

Users of Serena® ChangeMan® ZMF may optionally integrate their software change management system with the debugging support of StarTool DA using StarTool DA's ZMF Integration Option.

Document Objectives The *StarTool DA Messages* manual provides reference information to assist with the diagnosis and resolution of error conditions reported in the informational, warning, error, action, and other messages issued by StarTool DA.

Messages are sorted in alphanumerical order by message ID code for ease of lookup. Message descriptions contain the message ID code and message text as displayed to the user, followed by an explanation of possible causes. Where appropriate, one or more solution steps to resolve the error condition are suggested.

Audience This information is intended for mainframe programmers who use StarTool DA as an ABEND debugging tool. Familiarity with StarTool DA, IBM mainframe computer systems, and IBM mainframe COBOL and assembly language programming is assumed.

Before You Begin

See the Readme for the latest updates and corrections for this manual. You can download the latest version of the Readme from the [Serena support website](#).

Conventions

Terminological The following terminological and style conventions are used throughout this document:

- z/OS™ represents the z/OS and OS/390® IBM® operating systems.
- StarTool DA Batch also is referred to as CICS Dump Analyzer or DA CICS.
- Examples may show either StarTool DA or ChangeMan ZMF-DA in screen and print titles. The product name in the title indicates whether the StarTool DA installation is configured to integrate with ChangeMan ZMF, and both types of installations were used in the preparation of examples for this manual.

Typographical The following typographical conventions are used in the online manuals and online help. These typographical conventions are used to assist you when using the documentation; they are not meant to contradict or change any standard use of typographical conventions in the various product components or the host operating system.

Convention	Explanation
<i>italics</i>	Introduces new terms that you may not be familiar with and occasionally indicates emphasis.
bold	Emphasizes important information and field names.
UPPERCASE	Indicates keys or key combinations that you can use. For example, press the ENTER key.
monospace	Indicates syntax examples, values that you specify, or results that you receive.
monospaced <i>italics</i>	Indicates names that are placeholders for values you specify; for example, <code>filename</code> .
vertical rule	Separates menus and their associated commands. For example, select File Copy means to select Copy from the File menu. Also, indicates mutually exclusive choices in a command syntax line.

Documentation

StarTool DA publications include the Readme file and the following:

Title	Description
<i>Serena[®] SER10TY User's Guide</i>	Installation information for SER10TY licensing software and instructions on how to apply license key SERTificates.
<i>Serena[®] StarTool[®] DA Batch User's Guide</i>	Concepts, features, and functions of StarTool DA Batch, which provides dump analysis and ABEND recovery assistance in a batch environment.
<i>Serena[®] StarTool[®] DA CICS User's Guide</i>	Concepts, features, and functions of StarTool DA CICS, which provides dump analysis and ABEND recovery assistance in a CICS environment.
<i>Serena[®] StarTool[®] DA Messages</i>	A consolidated message reference for all product options, with error recovery recommendations.
<i>Serena[®] StarTool[®] DA Installation and Setup</i>	A guide on how to install and configure StarTool DA Batch and StarTool DA CICS.
<i>Serena[®] StarTool[®] DA Batch Training Guide</i>	A quick-start guide to StarTool DA Batch basic features and functions.
<i>Serena[®] StarTool[®] DA CICS Training Guide</i>	A quick-start guide to StarTool DA CICS basic features and functions.

Accessing the Documentation

The *StarTool DA Installation and Setup* manual and the *Serena SER10TY User's Guide* are shipped with the product as printed manuals and are included on the product media. In

addition, the full documentation suite is provided in electronic form on the Serena Support website.

You may copy the electronic documentation to an intranet server for internal use, subject to the terms of the Master License and Services Agreement (MLSA).

Accessing Documentation Online

All product documentation is available for download to licensed customers on the Serena Customer Support website at <http://support.serena.com>. A user ID and password are required to log on to the website.

- 1 After logging onto the site, click on the **My Downloads** tab.
- 2 From the list of products in the **Please Select Product** drop-down menu, select StarTool DA.
- 3 In the download list, find the desired version of StarTool DA, then click the **Download Documentation** link for that version.
A page displays a list of available documentation for the selected release.
- 4 Click the **Download** link for the document you want to download.

Using the PDF Documentation

To view PDF files, use Adobe® Reader®, which is freely available from www.adobe.com.



TIP Be sure to download the *full version* of Reader. The more basic version does not include the search feature.

This section highlights some of the main Reader features. For more detailed information, see the Adobe Reader online help system.

The PDF manuals include the following features:

- **Bookmarks.** All of the manuals contain predefined bookmarks that make it easy for you to quickly jump to a specific topic. By default, the bookmarks appear to the left of each online manual.
- **Links.** Cross-reference links within a manual enable you to jump to other sections within the manual and to other manuals with a single mouse click. These links appear in blue.
- **Printing.** While viewing a manual, you can print the current page, a range of pages, or the entire manual.
- **Comments.** All PDF documentation files that Serena delivers with ChangeMan ZMF have enabled commenting with Adobe Reader. Adobe Reader version 7 and higher has commenting features that enable you to post comments to and modify the contents of PDF documents. You access these features through the Comments item on the menu bar of the Adobe Reader.
- **Advanced search.** Starting with version 6, Adobe Reader includes an advanced search feature that enables you to search across multiple PDF files in a specified directory. (This is in addition to using any search index created by Adobe Catalog—see step 3 below.)

To search within multiple PDF documents at once, perform the following steps (requires Adobe Reader version 6 or higher):

- 1** In Adobe Reader, select **Edit > Search** (or press **CTRL+F**).
- 2** In the text box, enter the word or phrase for which you want to search.
- 3** Select the **All PDF Documents in** option, and browse to select the folder in which you want to search.
- 4** Optionally, select one or more of the additional search options, such as **Whole words only** and **Case-Sensitive**.
- 5** Click the **Search** button.



NOTE Optionally, you can click the **Use Advanced Search Options** link near the lower right corner of the application window to enable additional, more powerful search options. (If this link says **Use Basic Search Options** instead, the advanced options are already enabled.) For details, see Adobe Reader's online help.

Chapter 1

Message Types and Formats

Serena® StarTool® DA issues a variety of message types, with varying message number formats, to multiple destinations. Awareness of the following message conventions and processes will assist customers who wish to automate certain types of message handling.

Message Destinations	9
Message Type Codes	9
Message ID Code Formats	10
Message Description Formats	11
How to Read Message Descriptions	13

Message Destinations

StarTool DA messages are classified by destination:

- **CICS Terminal** — Interactive messages are routed to the user's CICS terminal. Interactive messages are formatted for a least-common-denominator 3270 device, so the maximum message line length is 79 bytes. CICS terminal messages are listed in order by message ID code in [Chapter 2, "CICS Terminal Messages"](#).
- **Status Log** — Batch messages and many CICS messages are routed to the status log. Status log messages are formatted for a z/OS console device, so the maximum message line length is 132 characters. Both StarTool DA Batch and StarTool DA CICS may issue messages to the status log. Status log messages are listed in order by message ID code in [Chapter 3, "Status Log Messages"](#).

StarTool DA no longer routes messages to the system console.



NOTE Messages beginning with LIC are issued by Serena® SER10TY™, not StarTool DA. Refer to the *SER10TY™ User's Guide* for more information about these messages.

Message Type Codes

Most StarTool DA messages identify the type of user intervention required. The intervention type is typically indicated by an alphabetic message type code appended to the message number. Some messages, however, do not have a message type code.

In all StarTool DA messages, message type codes have the following meanings:

- A** = Action
- E** = Error

- I** = Information
- W** = Warning
- (None) = Unclassified

For ease of reference, this document consolidates all message intervention types — action, error, information, warning, and unclassified — within message destination.

Message ID Code Formats

The message ID code for a StarTool DA message takes any of several formats, depending on the specific program that issues the message and the device on which it displays. Generally, the code includes some identification of the program issuing the message and a unique message identifier, which may be decimal numeric, hexadecimal, or alphanumeric. Optionally, the message ID may include a *message type code* that identifies the type of user intervention required.

StarTool DA message ID code formats include the following:

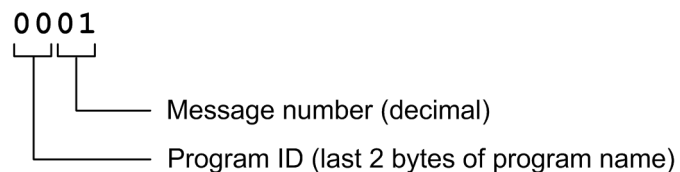
- [CICS Terminal Message ID Code Format](#)
- [Long Message ID Code Format](#)
- [Standard Message ID Code Format](#)

CICS Terminal Message ID Code Format

Only StarTool DA CICS routes messages to the CICS terminal. CICS terminal messages are optimized for brevity in a 79-byte CICS terminal message. (An 80th byte is reserved for 3270 screen formatting commands.)

The ID code consists a four-byte decimal number, which is subdivided into two parts: a two-byte numeric program identifier, followed by a two-byte numeric message number. It contains no message type code, as these messages generally signal a data entry error that requires the user to retype a value; the type of message is evident from context. The message ID contains no spaces and is followed immediately by a comma, which separates it from the message text.

The “CICS terminal” message ID code format looks something like this example:

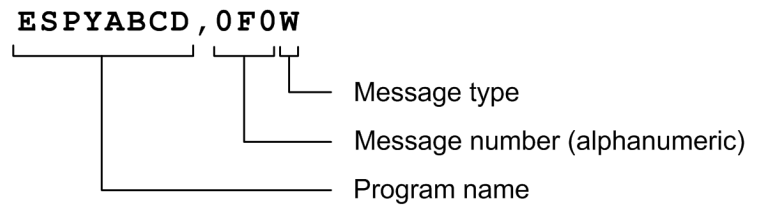


Long Message ID Code Format

The most common message ID code format is the long format, which appears in most system log messages. It consists of the eight-byte program name followed by a comma, a

three-byte alphanumeric message number, and an alphabetic *message type code* suffix such as A, E, I, or W. There are no spaces in the message ID code.

This “long” message ID code format looks something like this example:

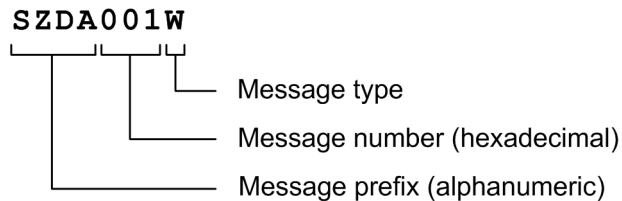


Standard Message ID Code Format

The StarTool DA standard message ID code appears in some system log messages. It is an eight-byte character string that consists of a four-byte alphanumeric message prefix, a three-byte alphanumeric message number, and an alphabetic *message type code* suffix such as A, E, I, or W. There are no spaces in the standard message ID code.

Standard message ID codes for StarTool DA always begin with the letters SZD in the message prefix.

The “standard” message ID code format looks something like this example:



Over time, all messages issued to the system log by StarTool DA will adopt the standard message ID code format. At present, the standard message ID code format is used by certain StarTool DA utilities and shared ABEND intercept processing routines.

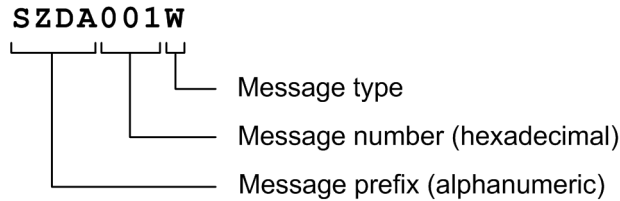
Message Description Formats

Messages with a StarTool DA “standard” message ID code generally issue an initial message summary line in one of two standard formats, optionally followed by a message description. The format of the standard message summary line varies by the process that issues the message, as follows:

- [Standard ABEND Message Summary Format](#)
- [Standard Utility Message Format](#)

Standard ABEND Message Summary Format

Beginning with StarTool DA Version 5.5.4, all messages generated by the batch ABEND intercept routines issue a one-line message summary, followed by a multiline “flower box” message description. The message ID code appears in the message summary line only, and it follows the StarTool DA [Standard Message ID Code Format](#) :



The contents of a standard ABEND message look something like the following example:

```

10.12.29 J0139503 SZDA014I BGH9DM2 ,S010 ,S010 ,Abend=S0C7
, Rs=00000007.
*****
*           -- StarTool DA Batch --           *
*****
* Dump Successful, Data set name follows:      *
* BHITF2.ESPY.D060111.T101220.S001           *
* Complete dump taken.                        *
*                                           *
*****
  
```

The first line of the standard ABEND message is the message summary, which begins (for the purposes of StarTool DA) with the message ID code. In this example, the message ID code is SZDA014I . The message summary line takes the general form:

```
SZDxyyyz aaaaaaaaa,bbbbbbbb,ccccccc,Abend=dddd, Rs=eeeeeee
```

where:

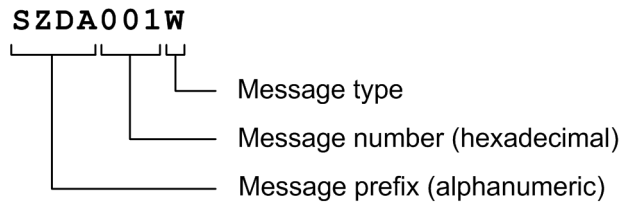
```

SZDxyyyz = standard message ID code
aaaaaaaa = job name for abnormally terminating job
bbbbbbbb = step name for abnormally terminating job
ccccccc  = procedure step name for abnormally terminating job
dddd     = ABEND code
eeeeeee  = ABEND reason code
  
```

The message description follows the summary, set off in a “flower box” as shown above.

Standard Utility Message Format

Beginning with StarTool DA Version 5.5.4, certain common utilities issue messages identified with a message ID code in the StarTool DA [Standard Message ID Code Format](#) :



The standard message ID code is followed on the same line by a blank and the message description. For example, message SDZI001I is an informational message that logs the initiation of any StarTool DA program in the message description, as follows :

```
+SZDI001I Pgm(ESPYALC1),Vers(55000014),Timestamp(01/04/06,03.08)
```

The message description is free-format alphanumeric text.

How to Read Message Descriptions

Messages in this document are listed separately by destination (CICS terminal or system log) and sorted by message ID code. Each entry contains the message ID code, the message description, and an explanation of what caused the message. Where applicable, solution steps for resolving the error condition are suggested.

Because informational messages are provided for your information only, their message descriptions typically omit a suggested solution. Warning, error, and action messages typically include a suggested solution. However, if the condition that caused the message requires further diagnosis by a support engineer before a solution can be offered, this manual refers you to Serena Customer Support. You should generally open a support case, or request your support engineer to do so, if you encounter such a message.

For additional assistance in resolving error conditions, please see the Readme file for the latest information on how to contact Serena Customer Support.

Chapter 2

CICS Terminal Messages

- 0001 Error mapping input TIOA
Explanation: Message issued by program ESPYCO00. An internal error has occurred in DA.
Solution: Preserve the contents of this message and contact Serena Customer Support for assistance.
- 0101 Command not active
Explanation: Message issued by program ESPYCO01. The command selected by the user is not active for the current panel.
Solution: Issue a valid command.
- 0102 Function program not available.
Explanation: Message issued by program ESPYCO01. The program required to process the requested function is not defined to the CICS region, or the load module cannot be located or loaded.
Solution: Review the status of DA in the current CICS region. Ensure that DA has been installed correctly and that the load library is defined to the DFHRPL concatenation.
- 0103 Pppppppp, xxxxxxxx, yyyyyyyy,
Explanation: Message issued by program ESPYCO01. An internal error has occurred while attempting to process the selected request.
Solution: Preserve the contents of this message and contact Serena Customer Support for assistance.
- 0104 Pppppppp, xxxxxxxx, yyyyyyyy,
Explanation: Message issued by program ESPYCO01. An internal error has occurred while attempting to process the selected request.
Solution: Preserve the contents of this message and contact Serena Customer Support for assistance.
- 0105 Pppppppp, xxxxxxxx, yyyyyyyy,
Explanation: Message issued by program ESPYCO01. An internal error has occurred while attempting to process the selected request.
Solution: Preserve the contents of this message and contact Serena Customer Support for assistance.
- 0106 Pppppppp, xxxxxxxx, yyyyyyyy,
Explanation: Message issued by program ESPYCO01. An internal error has occurred while attempting to process the selected request.
Solution: Preserve the contents of this message and contact Serena Customer Support for assistance.

- 0107 Error mapping input TIOA
Explanation: Message issued by program ESPYCO01. An internal error has occurred in DA.
Solution: Preserve the contents of this message and contact Serena Customer Support for assistance.
- 0108 PFK function not available.
Explanation: Message issued by program ESPYCO01. The DA function requested via the selected PF key is not valid on this screen.
Solution: Select a valid function.
- 0109 Help program not available.
Explanation: Message issued by program ESPYCO01. The program required to process the help request is not defined to the CICS region, or the load module cannot be located or loaded.
Solution: Review the status of DA in the current CICS region. Ensure that DA has been installed correctly and that the load library is defined to the DFHRPL concatenation.
- 0110 Pppppppp, xxxxxxxx, yyyyyyyy,
Explanation: Message issued by program ESPYCO01. An internal error has occurred while attempting to display the selected dump.
Solution: Preserve the contents of this message and contact Serena Customer Support for assistance.
- 0111 Pppppppp, xxxxxxxx, yyyyyyyy,
Explanation: Message issued by program ESPYCO01. An internal error has occurred while attempting to display the selected dump.
Solution: Preserve the contents of this message and contact Serena Customer Support for assistance.
- 0112 Pppppppp, xxxxxxxx, yyyyyyyy,
Explanation: Message issued by program ESPYCO01. An internal error has occurred while attempting to display the selected dump.
Solution: Preserve the contents of this message and contact Serena Customer Support for assistance.
- 0113 Pppppppp, xxxxxxxx, yyyyyyyy,
Explanation: Message issued by program ESPYCO01. An internal error has occurred while attempting to display the selected dump.
Solution: Preserve the contents of this message and contact Serena Customer Support for assistance.
- 0114 Pppppppp, xxxxxxxx, yyyyyyyy,
Explanation: Message issued by program ESPYCO01. An internal error has occurred while attempting to display the selected dump.
Solution: Preserve the contents of this message and contact Serena Customer Support for assistance.

- 0115 Pppppppp, xxxxxxxx, yyyyyyyy,
Explanation: Message issued by program ESPYCO01. An internal error has occurred while attempting to display the selected dump.
Solution: Preserve the contents of this message and contact Serena Customer Support for assistance.
- 0116 Pppppppp, xxxxxxxx, yyyyyyyy,
Explanation: Message issued by program ESPYCO01. An internal error has occurred while attempting to process the selected request.
Solution: Preserve the contents of this message and contact Serena Customer Support for assistance.
- 0201 Command not active.
Explanation: Message issued by program ESPYCO02. The command selected by the user is not active for the current panel.
Solution: Issue a valid command.
- 0202 Error mapping input TIOA.
Explanation: Message issued by program ESPYCO02. An internal error has occurred while attempting to display the selected dump.
Solution: Preserve the contents of this message and contact Serena Customer Support for assistance.
- 0203 PFK function not available.
Explanation: Message issued by program ESPYCO02. The DA function requested via the selected PF key is not valid on this screen.
Solution: Select a valid function.
- 0204 Help program not available.
Explanation: Message issued by program ESPYCO02. The program required to process the help request is not defined to the CICS region, or the load module cannot be located or loaded.
Solution: Review the status of DA in the current CICS region. Ensure that DA has been installed correctly and that the load library is defined to the DFHRPL concatenation.
- 0205 Pppppppp, xxxxxxxx, yyyyyyyy,
Explanation: Message issued by program ESPYCO02. An internal error has occurred while attempting to display the selected dump.
Solution: Preserve the contents of this message and contact Serena Customer Support for assistance.
- 0206 ESPYA0SS - Function program not available.
Explanation: Message issued by program ESPYCO02. The program required to process this request, ESPYA0SS, is not defined to the CICS region, or the load module cannot be located or loaded.
Solution: Review the status of DA in the current CICS region. Ensure that DA has been installed correctly and that the load library is defined to the DFHRPL concatenation.

- 0207 Pppppppp, xxxxxxxx, yyyyyyyy,
Explanation: Message issued by program ESPYCO02. An internal error has occurred while attempting to display the selected dump.
Solution: Preserve the contents of this message and contact Serena Customer Support for assistance.
- 0208 Pppppppp, xxxxxxxx, yyyyyyyy,
Explanation: Message issued by program ESPYCO02. An internal error has occurred while attempting to display the selected dump.
Solution: Preserve the contents of this message and contact Serena Customer Support for assistance.
- 0209 Pppppppp, xxxxxxxx, yyyyyyyy,
Explanation: Message issued by program ESPYCO02. An internal error has occurred while attempting to display the selected dump.
Solution: Preserve the contents of this message and contact Serena Customer Support for assistance.
- 0210 Pppppppp, xxxxxxxx, yyyyyyyy,
Explanation: Message issued by program ESPYCO02. An internal error has occurred while attempting to display the selected dump.
Solution: Preserve the contents of this message and contact Serena Customer Support for assistance.
- 0211 Pppppppp, xxxxxxxx, yyyyyyyy,
Explanation: Message issued by program ESPYCO02. An internal error has occurred while attempting to display the selected dump.
Solution: Preserve the contents of this message and contact Serena Customer Support for assistance.
- 0212 Pppppppp, xxxxxxxx, yyyyyyyy,
Explanation: Message issued by program ESPYCO02. An internal error has occurred while attempting to display the selected dump.
Solution: Preserve the contents of this message and contact Serena Customer Support for assistance.
- 0213 Pppppppp, xxxxxxxx, yyyyyyyy,
Explanation: Message issued by program ESPYCO02. An internal error has occurred while attempting to display the selected dump.
Solution: Preserve the contents of this message and contact Serena Customer Support for assistance.
- 0214 Pppppppp, xxxxxxxx, yyyyyyyy,
Explanation: Message issued by program ESPYCO02. An internal error has occurred while attempting to display the selected dump.
Solution: Preserve the contents of this message and contact Serena Customer Support for assistance.

- 0215 Pppppppp, xxxxxxxx, yyyyyyyy,
Explanation: Message issued by program ESPYCO02. An internal error has occurred while attempting to display the selected dump.
Solution: Preserve the contents of this message and contact Serena Customer Support for assistance.
- 0501 Command not active.
Explanation: Message issued by program ESPYCO05. The command selected by the user is not active for the current panel.
Solution: Issue a valid command.
- 0502 Function program not available.
Explanation: Message issued by program ESPYCO05. The program required to process this request is not defined to the CICS region, or the load module cannot be located or loaded.
Solution: Review the status of DA in the current CICS region. Ensure that DA has been installed correctly and that the load library is defined to the DFHRPL concatenation.
- 0503 Pppppppp, xxxxxxxx, yyyyyyyy,
Explanation: Message issued by program ESPYCO05. An internal error has occurred while attempting to display the selected dump.
Solution: Preserve the contents of this message and contact Serena Customer Support for assistance.
- 0504 Error mapping input TIOA.
Explanation: Message issued by program ESPYCO05. An internal error has occurred while attempting to display the selected dump.
Solution: Preserve the contents of this message and contact Serena Customer Support for assistance.
- 0505 PFK function not available.
Explanation: Message issued by program ESPYCO05. The DA function requested via the selected PF key is not valid on this screen.
Solution: Select a valid function.
- 0506 Help program not available.
Explanation: Message issued by program ESPYCO05. The program required to process the help request is not defined to the CICS region, or the load module cannot be located or loaded.
Solution: Review the status of DA in the current CICS region. Ensure that DA has been installed correctly and that the load library is defined to the DFHRPL concatenation.
- 0507 Pppppppp, xxxxxxxx, yyyyyyyy,
Explanation: Message issued by program ESPYCO05. An internal error has occurred while attempting to display the selected dump.
Solution: Preserve the contents of this message and contact Serena Customer Support for assistance.

0502001- 2011Pppppppp, xxxxxxxx, yyyyyyyyy,	<p>Explanation: Message issued by program ESPYCO05. An internal error has occurred while attempting to display the selected dump.</p> <p>Solution: Preserve the contents of this message and contact Serena Customer Support for assistance.</p>
0509	<p>Pppppppp, xxxxxxxx, yyyyyyyy,</p> <p>Explanation: Message issued by program ESPYCO05. An internal error has occurred while attempting to display the selected dump.</p> <p>Solution: Preserve the contents of this message and contact Serena Customer Support for assistance.</p>
0510	<p>Pppppppp, xxxxxxxx, yyyyyyyy,</p> <p>Explanation: Message issued by program ESPYCO05. An internal error has occurred while attempting to display the selected dump.</p> <p>Solution: Preserve the contents of this message and contact Serena Customer Support for assistance.</p>
0511	<p>Pppppppp, xxxxxxxx, yyyyyyyy,</p> <p>Explanation: Message issued by program ESPYCO05. An internal error has occurred while attempting to display the selected dump.</p> <p>Solution: Preserve the contents of this message and contact Serena Customer Support for assistance.</p>
0512	<p>Pppppppp, xxxxxxxx, yyyyyyyy,</p> <p>Explanation: Message issued by program ESPYCO05. An internal error has occurred while attempting to display the selected dump.</p> <p>Solution: Preserve the contents of this message and contact Serena Customer Support for assistance.</p>
0701	<p>Command not active.</p> <p>Explanation: Message issued by program ESPYCO07. The command selected by the user is not active for the current panel.</p> <p>Solution: Issue a valid command.</p> <p>Explanation: The command selected by the user is not active for the current panel.</p> <p>Solution: Issue a valid command.</p>
0702	<p>The FCT prefix is missing.</p> <p>Explanation: Message issued by program ESPYCO07. No FCT prefix was supplied.</p> <p>Solution: Reenter the request with a valid FCT prefix.</p>
0703	<p>SysDate/SysTime missing from cluster name.</p> <p>Explanation: Message issued by program ESPYCO07. An internal error has occurred while attempting to process the user selection.</p> <p>Solution: Preserve the contents of this message and contact Serena Customer Support for assistance.</p>

- 0704 SysDate/SysTime missing from data component name.
Explanation: Message issued by program ESPYCO07. An internal error has occurred while attempting to process the user selection.
Solution: Preserve the contents of this message and contact Serena Customer Support for assistance.
- 0705 SysDate/SysTime missing from index component name.
Explanation: Message issued by program ESPYCO07. An internal error has occurred while attempting to process the user selection.
Solution: Preserve the contents of this message and contact Serena Customer Support for assistance.
- 0706 Invalid primary space value.
Explanation: Message issued by program ESPYCO07. The primary space allocation value supplied is not numeric.
Solution: Supply a valid value for the primary space allocation and retry the request.
- 0707 Invalid primary space value.
Explanation: Message issued by program ESPYCO07. The primary space allocation value supplied is zero.
Solution: Supply a valid value for the primary space allocation and retry the request.
- 0708 Invalid secondary space value.
Explanation: Message issued by program ESPYCO07. The secondary space allocation value supplied is not numeric.
Solution: Supply a valid value for the secondary space allocation and retry the request.
- 0709 Invalid secondary space value.
Explanation: Message issued by program ESPYCO07. The secondary space allocation value supplied is zero.
Solution: Supply a valid value for the secondary space allocation and retry the request.
- 0710 Invalid primary space value.
Explanation: Message issued by program ESPYCO07. The primary space allocation value supplied is not numeric.
Solution: Supply a valid value for the primary space allocation and retry the request.
- 0711 Invalid primary space value.
Explanation: Message issued by program ESPYCO07. The primary space allocation value supplied is zero.
Solution: Supply a valid value for the primary space allocation and retry the request.
- 0712 Invalid secondary space value.
Explanation: Message issued by program ESPYCO07. The secondary space allocation value supplied is not numeric.
Solution: Supply a valid value for the secondary space allocation and retry the request.

- 0713 Invalid secondary space value.
Explanation: Message issued by program ESPYCO07. The secondary space allocation value supplied is zero.
Solution: Supply a valid value for the secondary space allocation and retry the request.
- 0714 ESPYA0SS - Function program not available.
Explanation: Message issued by program ESPYCO07. The program required to process this request, ESPYA0SS, is not defined to the CICS region, or the load module cannot be located or loaded.
Solution: Review the status of DA in the current CICS region. Ensure that DA has been installed correctly and that the load library is defined to the DFHRPL concatenation.
- 0715 Error mapping input TIOA
Explanation: Message issued by program ESPYCO07. An internal error has occurred while attempting to display the selected dump.
Solution: Preserve the contents of this message and contact Serena Customer Support for assistance.
- 0716 PFK function not available.
Explanation: Message issued by program ESPYCO07. The DA function requested via the selected PF key is not valid on this screen.
Solution: Select a valid function.
- 0717 Help program not available.
Explanation: Message issued by program ESPYCO07. The program required to process the help request is not defined to the CICS region, or the load module cannot be located or loaded.
Solution: Review the status of DA in the current CICS region. Ensure that DA has been installed correctly and that the load library is defined to the DFHRPL concatenation.
- 0718 Pppppppp, xxxxxxxx, yyyyyyyy,
Explanation: Message issued by program ESPYCO07. An internal error has occurred while attempting to display the selected dump.
Solution: Preserve the contents of this message and contact Serena Customer Support for assistance.
- 0719 Pppppppp, xxxxxxxx, yyyyyyyy,
Explanation: Message issued by program ESPYCO07. An internal error has occurred while attempting to display the selected dump.
Solution: Preserve the contents of this message and contact Serena Customer Support for assistance.
- 0720 Pppppppp, xxxxxxxx, yyyyyyyy,
Explanation: Message issued by program ESPYCO07. An internal error has occurred while attempting to display the selected dump.
Solution: Preserve the contents of this message and contact Serena Customer Support for assistance.

- 0721 Pppppppp, xxxxxxxx, yyyyyyyy,
Explanation: Message issued by program ESPYCO07. An internal error has occurred while attempting to display the selected dump.
Solution: Preserve the contents of this message and contact Serena Customer Support for assistance.
- 0722 Pppppppp, xxxxxxxx, yyyyyyyy,
Explanation: Message issued by program ESPYCO07. An internal error has occurred while attempting to display the selected dump.
Solution: Preserve the contents of this message and contact Serena Customer Support for assistance.
- 0723 Pppppppp, xxxxxxxx, yyyyyyyy,
Explanation: Message issued by program ESPYCO07. An internal error has occurred while attempting to display the selected dump.
Solution: Preserve the contents of this message and contact Serena Customer Support for assistance.
- 0724 Pppppppp, xxxxxxxx, yyyyyyyy,
Explanation: Message issued by program ESPYCO07. An internal error has occurred while attempting to display the selected dump.
Solution: Preserve the contents of this message and contact Serena Customer Support for assistance.
- 0725 Pppppppp, xxxxxxxx, yyyyyyyy,
Explanation: Message issued by program ESPYCO07. An internal error has occurred while attempting to display the selected dump.
Solution: Preserve the contents of this message and contact Serena Customer Support for assistance.
- 0726 Pppppppp, xxxxxxxx, yyyyyyyy,
Explanation: Message issued by program ESPYCO07. An internal error has occurred while attempting to display the selected dump.
Solution: Preserve the contents of this message and contact Serena Customer Support for assistance.
- 1201 Command not active.
Explanation: Message issued by program ESPYCO12. The command selected by the user is not active for the current panel.
Solution: Issue a valid command.
- 1202 Multiple * selection not allowed.
Explanation: Message issued by program ESPYCO12. Multiple asterisk selections were made in the selection fields for Tran, Term, CICS ID, and abend code fields. Only one field can be wildcarded per selection.
Solution: Re-issue the request with only one asterisk.

- 1203 Multiple * selection not allowed.
Explanation: Message issued by program ESPYCO12. Multiple asterisk selections were made in the selection fields for Tran, Term, CICS ID, and abend code fields. Only one field can be wildcarded per selection.
Solution: Re-issue the request with only one asterisk.
- 1204 Multiple * selection not allowed.
Explanation: Message issued by program ESPYCO12. Multiple asterisk selections were made in the selection fields for Tran, Term, CICS ID, and abend code fields. Only one field can be wildcarded per selection.
Solution: Re-issue the request with only one asterisk.
- 1205 Multiple * selection not allowed.
Explanation: Message issued by program ESPYCO12. Multiple asterisk selections were made in the selection fields for Tran, Term, CICS ID, and abend code fields. Only one field can be wildcarded per selection.
Solution: Re-issue the request with only one asterisk.
- 1206 Multiple * selection not allowed.
Explanation: Message issued by program ESPYCO12. Multiple asterisk selections were made in the selection fields for Tran, Term, CICS ID, and abend code fields. Only one field can be wildcarded per selection.
Solution: Re-issue the request with only one asterisk.
- 1207 Multiple * selection not allowed.
Explanation: Message issued by program ESPYCO12. Multiple asterisk selections were made in the selection fields for Tran, Term, CICS ID, and abend code fields. Only one field can be wildcarded per selection.
Solution: Re-issue the request with only one asterisk.
- 1208 Multiple * selection not allowed.
Explanation: Message issued by program ESPYCO12. Multiple asterisk selections were made in the selection fields for Tran, Term, CICS ID, and abend code fields. Only one field can be wildcarded per selection.
Solution: Re-issue the request with only one asterisk.
- 1209 Multiple * selection not allowed.
Explanation: Message issued by program ESPYCO12. Multiple asterisk selections were made in the selection fields for Tran, Term, CICS ID, and abend code fields. Only one field can be wildcarded per selection.
Solution: Re-issue the request with only one asterisk.
- 1210 Multiple * selection not allowed.
Explanation: Message issued by program ESPYCO12. Multiple asterisk selections were made in the selection fields for Tran, Term, CICS ID, and abend code fields. Only one field can be wildcarded per selection.
Solution: Re-issue the request with only one asterisk.

- 1211 Multiple * selection not allowed.
Explanation: Message issued by program ESPYCO12. Multiple asterisk selections were made in the selection fields for Tran, Term, CICS ID, and abend code fields. Only one field can be wildcarded per selection.
Solution: Re-issue the request with only one asterisk.
- 1212 Multiple * selection not allowed.
Explanation: Message issued by program ESPYCO12. Multiple asterisk selections were made in the selection fields for Tran, Term, CICS ID, and abend code fields. Only one field can be wildcarded per selection.
Solution: Re-issue the request with only one asterisk.
- 1213 Multiple * selection not allowed.
Explanation: Message issued by program ESPYCO12. Multiple asterisk selections were made in the selection fields for Tran, Term, CICS ID, and abend code fields. Only one field can be wildcarded per selection.
Solution: Re-issue the request with only one asterisk.
- 1214 Multiple * selection not allowed.
Explanation: Message issued by program ESPYCO12. Multiple asterisk selections were made in the selection fields for Tran, Term, CICS ID, and abend code fields. Only one field can be wildcarded per selection.
Solution: Re-issue the request with only one asterisk.
- 1215 Multiple * selection not allowed.
Explanation: Message issued by program ESPYCO12. Multiple asterisk selections were made in the selection fields for Tran, Term, CICS ID, and abend code fields. Only one field can be wildcarded per selection.
Solution: Re-issue the request with only one asterisk.
- 1216 Multiple * selection not allowed.
Explanation: Message issued by program ESPYCO12. Multiple asterisk selections were made in the selection fields for Tran, Term, CICS ID, and abend code fields. Only one field can be wildcarded per selection.
Solution: Re-issue the request with only one asterisk.
- 1217 Multiple * selection not allowed.
Explanation: Message issued by program ESPYCO12. Multiple asterisk selections were made in the selection fields for Tran, Term, CICS ID, and abend code fields. Only one field can be wildcarded per selection.
Solution: Re-issue the request with only one asterisk.
- 1218 Cannot insert, Exit and restart.
Explanation: Message issued by program ESPYCO12. An internal error has occurred while attempting to process the selected request.
Solution: Exit completely from DA. Reenter DA from a clear screen and retry your request. If additional help is required, preserve the contents of this message and contact Serena Customer Support for assistance.

- 1219 ESPYA0SS - Function program not available.
Explanation: Message issued by program ESPYCO12. The program required to process this request, ESPYA0SS, is not defined to the CICS region, or the load module cannot be located or loaded.
Solution: Review the status of DA in the current CICS region. Ensure that DA has been installed correctly and that the load library is defined to the DFHRPL concatenation.
- 1220 Error mapping input TIOA.
Explanation: Message issued by program ESPYCO12. An internal error has occurred while attempting to display the selected dump.
Solution: Preserve the contents of this message and contact Serena Customer Support for assistance.
- 1221 PFK function not available.
Explanation: Message issued by program ESPYCO12. The DA function requested via the selected PF key is not valid on this screen.
Solution: Select a valid function.
- 1222 Help program not available.
Explanation: Message issued by program ESPYCO12. The program required to process the help request is not defined to the CICS region, or the load module cannot be located or loaded.
Solution: Review the status of DA in the current CICS region. Ensure that DA has been installed correctly and that the load library is defined to the DFHRPL concatenation.
- 1223 Pppppppp, xxxxxxxx, yyyyyyyy,
Explanation: Message issued by program ESPYCO12. An internal error has occurred while attempting to display the selected dump.
Solution: Preserve the contents of this message and contact Serena Customer Support for assistance.
- 1224 Pppppppp, xxxxxxxx, yyyyyyyy,
Explanation: Message issued by program ESPYCO12. An internal error has occurred while attempting to display the selected dump.
Solution: Preserve the contents of this message and contact Serena Customer Support for assistance.
- 1225 Pppppppp, xxxxxxxx, yyyyyyyy,
Explanation: Message issued by program ESPYCO12. An internal error has occurred while attempting to display the selected dump.
Solution: Preserve the contents of this message and contact Serena Customer Support for assistance.
- 1226 Pppppppp, xxxxxxxx, yyyyyyyy,
Explanation: Message issued by program ESPYCO12. An internal error has occurred while attempting to display the selected dump.
Solution: Preserve the contents of this message and contact Serena Customer Support for assistance.

- 1227 Pppppppp, xxxxxxxx, yyyyyyyy,
Explanation: Message issued by program ESPYCO12. An internal error has occurred while attempting to display the selected dump.
Solution: Preserve the contents of this message and contact Serena Customer Support for assistance.
- 1228 Pppppppp, xxxxxxxx, yyyyyyyy,
Explanation: Message issued by program ESPYCO12. An internal error has occurred while attempting to display the selected dump.
Solution: Preserve the contents of this message and contact Serena Customer Support for assistance.
- 1229 Pppppppp, xxxxxxxx, yyyyyyyy,
Explanation: Message issued by program ESPYCO12. An internal error has occurred while attempting to display the selected dump.
Solution: Preserve the contents of this message and contact Serena Customer Support for assistance.
- 1230 Pppppppp, xxxxxxxx, yyyyyyyy,
Explanation: Message issued by program ESPYCO12. An internal error has occurred while attempting to display the selected dump.
Solution: Preserve the contents of this message and contact Serena Customer Support for assistance.
- 1231 Pppppppp, xxxxxxxx, yyyyyyyy,
Explanation: Message issued by program ESPYCO12. An internal error has occurred while attempting to display the selected dump.
Solution: Preserve the contents of this message and contact Serena Customer Support for assistance.
- 1232 Pppppppp, xxxxxxxx, yyyyyyyy,
Explanation: Message issued by program ESPYCO12. An internal error has occurred while attempting to display the selected dump.
Solution: Preserve the contents of this message and contact Serena Customer Support for assistance.
- 2201 Command not active.
Explanation: Message issued by program ESPYCO22. The command selected by the user is not active for the current panel.
Solution: Issue a valid command.
- 2202 Cannot insert, Exit and restart.
Explanation: Message issued by program ESPYCO22. An internal error has occurred while attempting to process the selected request.
Solution: Exit completely from DA. Reenter DA from a clear screen and retry your request. If additional help is required, preserve the contents of this message and contact Serena Customer Support for assistance.

- 2203 ESPYA0SS - Function program not available.
Explanation: Message issued by program ESPYCO22. The program required to process this request, ESPYA0SS, is not defined to the CICS region, or the load module cannot be located or loaded.
Solution: Review the status of DA in the current CICS region. Ensure that DA has been installed correctly and that the load library is defined to the DFHRPL concatenation.
- 2204 Error mapping input TIOA.
Explanation: Message issued by program ESPYCO22. An internal error has occurred while attempting to display the selected dump.
Solution: Preserve the contents of this message and contact Serena Customer Support for assistance.
- 2205 PFK function not available.
Explanation: Message issued by program ESPYCO22. The DA function requested via the selected PF key is not valid on this screen.
Solution: Select a valid function.
- 2206 Help program not available.
Explanation: Message issued by program ESPYCO22. The program required to process the help request is not defined to the CICS region, or the load module cannot be located or loaded.
Solution: Review the status of DA in the current CICS region. Ensure that DA has been installed correctly and that the load library is defined to the DFHRPL concatenation.
- 2207 Pppppppp, xxxxxxxx, yyyyyyyy,
Explanation: Message issued by program ESPYCO22. An internal error has occurred while attempting to display the selected dump.
Solution: Preserve the contents of this message and contact Serena Customer Support for assistance.
- 2208 Pppppppp, xxxxxxxx, yyyyyyyy,
Explanation: Message issued by program ESPYCO22. An internal error has occurred while attempting to display the selected dump.
Solution: Preserve the contents of this message and contact Serena Customer Support for assistance.
- 2209 Pppppppp, xxxxxxxx, yyyyyyyy,
Explanation: Message issued by program ESPYCO22. An internal error has occurred while attempting to display the selected dump.
Solution: Preserve the contents of this message and contact Serena Customer Support for assistance.
- 2210 Pppppppp, xxxxxxxx, yyyyyyyy,
Explanation: Message issued by program ESPYCO22. An internal error has occurred while attempting to display the selected dump.
Solution: Preserve the contents of this message and contact Serena Customer Support for assistance.

- 2211 Pppppppp, xxxxxxxx, yyyyyyyy,
Explanation: Message issued by program ESPYCO22. An internal error has occurred while attempting to display the selected dump.
Solution: Preserve the contents of this message and contact Serena Customer Support for assistance.
- 2212 Pppppppp, xxxxxxxx, yyyyyyyy,
Explanation: Message issued by program ESPYCO22. An internal error has occurred while attempting to display the selected dump.
Solution: Preserve the contents of this message and contact Serena Customer Support for assistance.
- 2213 Pppppppp, xxxxxxxx, yyyyyyyy,
Explanation: Message issued by program ESPYCO22. An internal error has occurred while attempting to display the selected dump.
Solution: Preserve the contents of this message and contact Serena Customer Support for assistance.
- 2214 Pppppppp, xxxxxxxx, yyyyyyyy,
Explanation: Message issued by program ESPYCO22. An internal error has occurred while attempting to display the selected dump.
Solution: Preserve the contents of this message and contact Serena Customer Support for assistance.
- 2215 Pppppppp, xxxxxxxx, yyyyyyyy,
Explanation: Message issued by program ESPYCO22. An internal error has occurred while attempting to display the selected dump.
Solution: Preserve the contents of this message and contact Serena Customer Support for assistance.
- 2216 Pppppppp, xxxxxxxx, yyyyyyyy,
Explanation: Message issued by program ESPYCO22. An internal error has occurred while attempting to display the selected dump.
Solution: Preserve the contents of this message and contact Serena Customer Support for assistance.
- 3001 Command not active.
Explanation: Message issued by program ESPYCO30. The command selected by the user is not active for the current panel.
Solution: Issue a valid command.
- 3002 Function program not available.
Explanation: Message issued by program ESPYCO30. The program required to process the requested function is not defined to the CICS region, or the load module cannot be located or loaded.
Solution: Review the status of DA in the current CICS region. Ensure that DA has been installed correctly and that the load library is defined to the DFHRPL concatenation.

- 3003 Error mapping input TIOA.
Explanation: Message issued by program ESPYCO30. An internal error has occurred while attempting to display the selected dump.
Solution: Preserve the contents of this message and contact Serena Customer Support for assistance.
- 3004 PFK function not available.
Explanation: Message issued by program ESPYCO30. The DA function requested via the selected PF key is not valid on this screen.
Solution: Select a valid function.
- 3005 Help program not available.
Explanation: Message issued by program ESPYCO30. The program required to process the help request is not defined to the CICS region, or the load module cannot be located or loaded.
Solution: Review the status of DA in the current CICS region. Ensure that DA has been installed correctly and that the load library is defined to the DFHRPL concatenation.
- 3006 Pppppppp, xxxxxxxx, yyyyyyyy,
Explanation: Message issued by program ESPYCO30. An internal error has occurred while attempting to display the selected dump.
Solution: Preserve the contents of this message and contact Serena Customer Support for assistance.
- 3007 Pppppppp, xxxxxxxx, yyyyyyyy,
Explanation: Message issued by program ESPYCO30. An internal error has occurred while attempting to display the selected dump.
Solution: Preserve the contents of this message and contact Serena Customer Support for assistance.
- 3008 Pppppppp, xxxxxxxx, yyyyyyyy,
Explanation: Message issued by program ESPYCO30. An internal error has occurred while attempting to display the selected dump.
Solution: Preserve the contents of this message and contact Serena Customer Support for assistance.
- 3009 Pppppppp, xxxxxxxx, yyyyyyyy,
Explanation: Message issued by program ESPYCO30. An internal error has occurred while attempting to display the selected dump.
Solution: Preserve the contents of this message and contact Serena Customer Support for assistance.
- 3010 Pppppppp, xxxxxxxx, yyyyyyyy,
Explanation: Message issued by program ESPYCO30. An internal error has occurred while attempting to display the selected dump.
Solution: Preserve the contents of this message and contact Serena Customer Support for assistance.

- 3012 Pppppppp, xxxxxxxx, yyyyyyyy,
Explanation: Message issued by program ESPYCO30. An internal error has occurred while attempting to display the selected dump.
Solution: Preserve the contents of this message and contact Serena Customer Support for assistance.
- 3013 Pppppppp, xxxxxxxx, yyyyyyyy,
Explanation: Message issued by program ESPYCO30. An internal error has occurred while attempting to display the selected dump.
Solution: Preserve the contents of this message and contact Serena Customer Support for assistance.
- 3014 Pppppppp, xxxxxxxx, yyyyyyyy,
Explanation: Message issued by program ESPYCO30. An internal error has occurred while attempting to display the selected dump.
Solution: Preserve the contents of this message and contact Serena Customer Support for assistance.
- 4001 Command not active.
Explanation: Message issued by program ESPYCO40. The command selected by the user is not active for the current panel.
Solution: Issue a valid command.
- 4002 Dump is still in progress, retry later.
Explanation: Message issued by program ESPYCO40. A dump has been requested, but DA processing has not yet completed.
Solution: Wait until dump processing has been completed before attempting to view a dump.
- 4003 Display program not available.
Explanation: Message issued by program ESPYCO40. The program required to process the request is not defined to the CICS region, or the load module cannot be located or loaded.
Solution: Review the status of DA in the current CICS region. Ensure that DA has been installed correctly and that the load library is defined to the DFHRPL concatenation.
- 4004 Dump delete scheduled.
Explanation: Message issued by program ESPYCO40. A request to delete the selected dump has been processed successfully. The actual delete will take place asynchronously and may not appear immediately.
Solution: This is an informational message. No action is required.
- 4005 Dump print scheduled.
Explanation: Message issued by program ESPYCO40. A request to print the selected dump has been processed successfully. The actual print will take place asynchronously and may not be processed immediately.
Solution: This is an informational message. No action is required.

- 4006 Retention change scheduled.
- Explanation:** Message issued by program ESPYCO40. A request to change the retention period of the selected dump has been processed successfully. The actual change will take place asynchronously and may not be processed immediately.
- Solution:** This is an informational message. No action is required.
- 4007 Invalid "keep" number.
- Explanation:** Message issued by program ESPYCO40. A request to change the number of days to keep a dump in the DA dump database has been rejected because the specified number of days was invalid.
- Solution:** Retry the request with a valid number.
- 4008 Program ESPYAOAD not available.
- Explanation:** Message issued by program ESPYCO40. The program (ESPYAOAD) required to process this request is not defined to the CICS region, or the load module cannot be located or loaded.
- Solution:** Review the status of DA in the current CICS region. Ensure that DA has been installed correctly and that the load library is defined to the DFHRPL concatenation.
- 4009 Error mapping input TIOA.
- Explanation:** Message issued by program ESPYCO40. An internal error has occurred while attempting to display the selected dump.
- Solution:** Preserve the contents of this message and contact Serena Customer Support for assistance.
- 4010 PFK function not available.
- Explanation:** Message issued by program ESPYCO40. The DA function requested via the selected PF key is not valid on this screen.
- Solution:** Select a valid function.
- 4011 Help program not available.
- Explanation:** Message issued by program ESPYCO40. The program required to process the help request is not defined to the CICS region, or the load module cannot be located or loaded.
- Solution:** Review the status of DA in the current CICS region. Ensure that DA has been installed correctly and that the load library is defined to the DFHRPL concatenation.
- 4012 Pppppppp, xxxxxxxx, yyyyyyyy,
- Explanation:** Message issued by program ESPYCO40. An internal error has occurred while attempting to display the selected dump.
- Solution:** Preserve the contents of this message and contact Serena Customer Support for assistance.
- 4013 Pppppppp, xxxxxxxx, yyyyyyyy,
- Explanation:** Message issued by program ESPYCO40. An internal error has occurred while attempting to display the selected dump.
- Solution:** Preserve the contents of this message and contact Serena Customer Support for assistance.

- 4014 Pppppppp, xxxxxxxx, yyyyyyyy,
Explanation: Message issued by program ESPYCO40. An internal error has occurred while attempting to display the selected dump.
Solution: Preserve the contents of this message and contact Serena Customer Support for assistance.
- 4015 Pppppppp, xxxxxxxx, yyyyyyyy,
Explanation: Message issued by program ESPYCO40. An internal error has occurred while attempting to display the selected dump.
Solution: Preserve the contents of this message and contact Serena Customer Support for assistance.
- 4016 Pppppppp, xxxxxxxx, yyyyyyyy,
Explanation: Message issued by program ESPYCO40. An internal error has occurred while attempting to display the selected dump.
Solution: Preserve the contents of this message and contact Serena Customer Support for assistance.
- 4017 Pppppppp, xxxxxxxx, yyyyyyyy,
Explanation: Message issued by program ESPYCO40. An internal error has occurred while attempting to display the selected dump.
Solution: Preserve the contents of this message and contact Serena Customer Support for assistance.
- 4018 Pppppppp, xxxxxxxx, yyyyyyyy,
Explanation: Message issued by program ESPYCO40. An internal error has occurred while attempting to display the selected dump.
Solution: Preserve the contents of this message and contact Serena Customer Support for assistance.
- 4019 Pppppppp, xxxxxxxx, yyyyyyyy,
Explanation: Message issued by program ESPYCO40. An internal error has occurred while attempting to display the selected dump.
Solution: Preserve the contents of this message and contact Serena Customer Support for assistance.
- 4020 Pppppppp, xxxxxxxx, yyyyyyyy,
Explanation: Message issued by program ESPYCO40. An internal error has occurred while attempting to display the selected dump.
Solution: Preserve the contents of this message and contact Serena Customer Support for assistance.
- 4021 Pppppppp, xxxxxxxx, yyyyyyyy,
Explanation: Message issued by program ESPYCO40. An internal error has occurred while attempting to display the selected dump.
Solution: Preserve the contents of this message and contact Serena Customer Support for assistance.

- 4022 Pppppppp, xxxxxxxx, yyyyyyyy,
Explanation: Message issued by program ESPYCO40. An internal error has occurred while attempting to display the selected dump.
Solution: Preserve the contents of this message and contact Serena Customer Support for assistance.
- 4023 Pppppppp, xxxxxxxx, yyyyyyyy,
Explanation: Message issued by program ESPYCO40. An internal error has occurred while attempting to display the selected dump.
Solution: Preserve the contents of this message and contact Serena Customer Support for assistance.
- 4024 Pppppppp, xxxxxxxx, yyyyyyyy,
Explanation: Message issued by program ESPYCO40. An internal error has occurred while attempting to display the selected dump.
Solution: Preserve the contents of this message and contact Serena Customer Support for assistance.
- 4025 Pppppppp, xxxxxxxx, yyyyyyyy,
Explanation: Message issued by program ESPYCO40. An internal error has occurred while attempting to display the selected dump.
Solution: Preserve the contents of this message and contact Serena Customer Support for assistance.
- 4026 Pppppppp, xxxxxxxx, yyyyyyyy,
Explanation: Message issued by program ESPYCO40. An internal error has occurred while attempting to display the selected dump.
Solution: Preserve the contents of this message and contact Serena Customer Support for assistance.
- 4027 Pppppppp, xxxxxxxx, yyyyyyyy,
Explanation: Message issued by program ESPYCO40. An internal error has occurred while attempting to display the selected dump.
Solution: Preserve the contents of this message and contact Serena Customer Support for assistance.
- 4028 Pppppppp, xxxxxxxx, yyyyyyyy,
Explanation: Message issued by program ESPYCO40. An internal error has occurred while attempting to display the selected dump.
Solution: Preserve the contents of this message and contact Serena Customer Support for assistance.
- 4029 Pppppppp, xxxxxxxx, yyyyyyyy,
Explanation: Message issued by program ESPYCO40. An internal error has occurred while attempting to display the selected dump.
Solution: Preserve the contents of this message and contact Serena Customer Support for assistance.

- 4030 Dump was not captured. Contact your DA-CICS Administrator
Explanation: Message issued by program ESPYCO40. The selected dump was not processed by DA.
Solution: Contact your local DA administrator to determine why the dump was not captured.
- 4031 Pppppppp, xxxxxxxx, yyyyyyyy,
Explanation: Message issued by program ESPYCO40. An internal error has occurred while attempting to display the selected dump.
Solution: Preserve the contents of this message and contact Serena Customer Support for assistance.
- 4032 "GetSrc" scheduled.
Explanation: Message issued by program ESPYCO40. A request to retrieve the source for the selected program has been processed successfully. The actual process will take place asynchronously and may not be processed immediately.
Solution: This is an informational message. No action is required.
- 4033 Contact SERENA tech support
Explanation: Message issued by program ESPYCO40. An internal error has occurred while attempting to display the selected dump.
Solution: Preserve the contents of this message and contact Serena Customer Support for assistance.
- 4035 Pppppppp, xxxxxxxx, yyyyyyyy,
Explanation: Message issued by program ESPYCO40. An internal error has occurred while attempting to display the selected dump.
Solution: Preserve the contents of this message and contact Serena Customer Support for assistance.
- 5001 Command not active.
Explanation: Message issued by program ESPYCO50. The command selected by the user is not active for the current panel.
Solution: Issue a valid command.
- 5002 No titles selected to print.
Explanation: Message issued by program ESPYCO50. A request was issued to the print server, but no dumps were specified.
Solution: Select the dump or dumps that are to be printed and reissue the request.
- 5003 Pppppppp, xxxxxxxx, yyyyyyyy,
Explanation: Message issued by program ESPYCO50. An internal error has occurred while attempting to display the selected dump.
Solution: Preserve the contents of this message and contact Serena Customer Support for assistance.

- 5004 Pppppppp, xxxxxxxx, yyyyyyyy,
Explanation: Message issued by program ESPYCO50. An internal error has occurred while attempting to display the selected dump.
Solution: Preserve the contents of this message and contact Serena Customer Support for assistance.
- 5005 Pppppppp, xxxxxxxx, yyyyyyyy,
Explanation: Message issued by program ESPYCO50. An internal error has occurred while attempting to display the selected dump.
Solution: Preserve the contents of this message and contact Serena Customer Support for assistance.
- 5006 Pppppppp, xxxxxxxx, yyyyyyyy,
Explanation: Message issued by program ESPYCO50. An internal error has occurred while attempting to display the selected dump.
Solution: Preserve the contents of this message and contact Serena Customer Support for assistance.
- 5007 Dump print scheduled.
Explanation: Message issued by program ESPYCO50. A request to print the selected dumps has processed successfully. The actual process will take place asynchronously and may not be processed immediately.
Solution: This is an informational message. No action is required.
- 5008 Pppppppp, xxxxxxxx, yyyyyyyy,
Explanation: Message issued by program ESPYCO50. An internal error has occurred while attempting to display the selected dump.
Solution: Preserve the contents of this message and contact Serena Customer Support for assistance.
- 5009 Function program not available.
Explanation: Message issued by program ESPYCO50. The program required to process the help request is not defined to the CICS region, or the load module cannot be located or loaded.
Solution: Review the status of DA in the current CICS region. Ensure that DA has been installed correctly and that the load library is defined to the DFHRPL concatenation.
- 5010 Pppppppp, xxxxxxxx, yyyyyyyy,
Explanation: Message issued by program ESPYCO50. An internal error has occurred while attempting to display the selected dump.
Solution: Preserve the contents of this message and contact Serena Customer Support for assistance.
- 5011 Pppppppp, xxxxxxxx, yyyyyyyy,
Explanation: Message issued by program ESPYCO50. An internal error has occurred while attempting to display the selected dump.
Solution: Preserve the contents of this message and contact Serena Customer Support for assistance.

- 5012 Pppppppp, xxxxxxxx, yyyyyyyy,
Explanation: Message issued by program ESPYCO50. An internal error has occurred while attempting to display the selected dump.
Solution: Preserve the contents of this message and contact Serena Customer Support for assistance.
- 5013 Pppppppp, xxxxxxxx, yyyyyyyy,
Explanation: Message issued by program ESPYCO50. An internal error has occurred while attempting to display the selected dump.
Solution: Preserve the contents of this message and contact Serena Customer Support for assistance.
- 5014 Pppppppp, xxxxxxxx, yyyyyyyy,
Explanation: Message issued by program ESPYCO50. An internal error has occurred while attempting to display the selected dump.
Solution: Preserve the contents of this message and contact Serena Customer Support for assistance.
- 5015 Pppppppp, xxxxxxxx, yyyyyyyy,
Explanation: Message issued by program ESPYCO50. An internal error has occurred while attempting to display the selected dump.
Solution: Preserve the contents of this message and contact Serena Customer Support for assistance.
- 5016 Pppppppp, xxxxxxxx, yyyyyyyy,
Explanation: Message issued by program ESPYCO50. An internal error has occurred while attempting to display the selected dump.
Solution: Preserve the contents of this message and contact Serena Customer Support for assistance.
- 5017 Error mapping input TIOA.
Explanation: Message issued by program ESPYCO50. An internal error has occurred while attempting to display the selected dump.
Solution: Preserve the contents of this message and contact Serena Customer Support for assistance.
- 5018 PFK program XCTL error.
Explanation: Message issued by program ESPYCO50. The program required to process this request is not defined to the CICS region, or the load module cannot be located or loaded.
Solution: Review the status of DA in the current CICS region. Ensure that DA has been installed correctly and that the load library is defined to the DFHRPL concatenation.
- 5019 Help program XCTL error.
Explanation: Message issued by program ESPYCO50. The program required to process this request is not defined to the CICS region, or the load module cannot be located or loaded.
Solution: Review the status of DA in the current CICS region. Ensure that DA has been installed correctly and that the load library is defined to the DFHRPL concatenation.

- 5020 Pppppppp, xxxxxxxx, yyyyyyyy,
Explanation: Message issued by program ESPYCO50. An internal error has occurred while attempting to display the selected dump.
Solution: Preserve the contents of this message and contact Serena Customer Support for assistance.
- 5021 Pppppppp, xxxxxxxx, yyyyyyyy,
Explanation: Message issued by program ESPYCO50. An internal error has occurred while attempting to display the selected dump.
Solution: Preserve the contents of this message and contact Serena Customer Support for assistance.
- 5022 Pppppppp, xxxxxxxx, yyyyyyyy,
Explanation: Message issued by program ESPYCO50. An internal error has occurred while attempting to display the selected dump.
Solution: Preserve the contents of this message and contact Serena Customer Support for assistance.
- 5023 Pppppppp, xxxxxxxx, yyyyyyyy,
Explanation: Message issued by program ESPYCO50. An internal error has occurred while attempting to display the selected dump.
Solution: Preserve the contents of this message and contact Serena Customer Support for assistance.
- 5024 Pppppppp, xxxxxxxx, yyyyyyyy,
Explanation: Message issued by program ESPYCO50. An internal error has occurred while attempting to display the selected dump.
Solution: Preserve the contents of this message and contact Serena Customer Support for assistance.
- 5025 Pppppppp, xxxxxxxx, yyyyyyyy,
Explanation: Message issued by program ESPYCO50. An internal error has occurred while attempting to display the selected dump.
Solution: Preserve the contents of this message and contact Serena Customer Support for assistance.
- 5026 "DELETEQ" failure.
Explanation: Message issued by program ESPYCO50. An internal error has occurred while attempting to display the selected dump.
Solution: Preserve the contents of this message and contact Serena Customer Support for assistance.
- 5027 Pppppppp, xxxxxxxx, yyyyyyyy,
Explanation: Message issued by program ESPYCO50. An internal error has occurred while attempting to display the selected dump.
Solution: Preserve the contents of this message and contact Serena Customer Support for assistance.

- 5028 "CICS SEND TEXT" failure.
Explanation: Message issued by program ESPYCO50. An internal error occurred while attempting to display the selected dump.
Solution: Preserve the contents of this message and contact Serena Customer Support for assistance.
- 5029 No data available for display, use END to exit.
Explanation: Message issued by program ESPYCO50. The current dump has no data for the area selected for display.
Solution: Use the end command or PF key to exit the current panel. Select another area for display.
- 5030 "CICS SEND" failure.
Explanation: Message issued by program ESPYCO50. An internal error has occurred while attempting to display the selected dump.
Solution: Preserve the contents of this message and contact Serena Customer Support for assistance.
- 5031 Table of contents may be incomplete.
Explanation: Message issued by program ESPYCO50. An internal error has occurred while attempting to display the selected dump. The complete dump may not be available.
Solution: Review the dump to determine if it is complete.
- 5501 Command not active.
Explanation: Message issued by program ESPYCO55. The command selected by the user is not active for the current panel.
Solution: Issue a valid command.
- 5502 Diagnostic section not found in this dump.
Explanation: Message issued by program ESPYCO55. The DA diagnostics portion of this dump was not found.
Solution: Use the existing portion of the dump to resolve this abend. Preserve the contents of this message and contact Serena Customer Support for additional assistance.
- 5503 Function program not available.
Explanation: Message issued by program ESPYCO55. The program required to process the help request is not defined to the CICS region, or the load module cannot be located or loaded.
Solution: Review the status of DA in the current CICS region. Ensure that DA has been installed correctly and that the load library is defined to the DFHRPL concatenation.
- 5504 Pppppppp, xxxxxxxx, yyyyyyyy,
Explanation: Message issued by program ESPYCO55. An internal error has occurred while attempting to display the selected dump.
Solution: Preserve the contents of this message and contact Serena Customer Support for assistance.

- 5505 Function not currently available.
Explanation: Message issued by program ESPYCO55. The function requested is not available.
Solution: Enter a valid function.
- 5506 Function not currently available.
Explanation: Message issued by program ESPYCO55. The function requested is not available.
Solution: Enter a valid function.
- 5507 Function not currently available.
Explanation: Message issued by program ESPYCO55. The function requested is not available.
Solution: Enter a valid function.
- 5508 Error mapping input TIOA.
Explanation: Message issued by program ESPYCO55. An internal error has occurred while attempting to display the selected dump.
Solution: Preserve the contents of this message and contact Serena Customer Support for assistance.
- 5509 PFK function not available.
Explanation: Message issued by program ESPYCO55. The program required to process this request is not defined to the CICS region, or the load module cannot be located or loaded.
Solution: Review the status of DA in the current CICS region. Ensure that DA has been installed correctly and that the load library is defined to the DFHRPL concatenation.
- 5510 Help program not available.
Explanation: Message issued by program ESPYCO55. The program required to process this request is not defined to the CICS region, or the load module cannot be located or loaded.
Solution: Review the status of DA in the current CICS region. Ensure that DA has been installed correctly and that the load library is defined to the DFHRPL concatenation.
- 5513 Function not currently available.
Explanation: Message issued by program ESPYCO55. The function requested is not available.
Solution: Enter a valid function.
- 5514 Function not currently available.
Explanation: Message issued by program ESPYCO55. The function requested is not available.
Solution: Enter a valid function.
- 5515 Pppppppp, xxxxxxxx, yyyyyyyy,
Explanation: Message issued by program ESPYCO55. An internal error has occurred while attempting to display the selected dump.
Solution: Preserve the contents of this message and contact Serena Customer Support for assistance.

- 5516 Pppppppp, xxxxxxxx, yyyyyyyy,
Explanation: Message issued by program ESPYCO55. An internal error has occurred while attempting to display the selected dump.
Solution: Preserve the contents of this message and contact Serena Customer Support for assistance.
- 5517 Pppppppp, xxxxxxxx, yyyyyyyy,
Explanation: Message issued by program ESPYCO55. An internal error has occurred while attempting to display the selected dump.
Solution: Preserve the contents of this message and contact Serena Customer Support for assistance.
- 5518 Pppppppp, xxxxxxxx, yyyyyyyy,
Explanation: Message issued by program ESPYCO55. An internal error has occurred while attempting to display the selected dump.
Solution: Preserve the contents of this message and contact Serena Customer Support for assistance.
- 5519 IMS diagnostic section not found in this dump.
Explanation: Message issued by program ESPYCO55. The DA IMS diagnostics portion of this dump was not found.
Solution: Use the existing portion of the dump to resolve this abend. Preserve the contents of this message and contact Serena Customer Support for additional assistance.
- 5520 Pppppppp, xxxxxxxx, yyyyyyyy,
Explanation: Message issued by program ESPYCO55. An internal error has occurred while attempting to display the selected dump.
Solution: Preserve the contents of this message and contact Serena Customer Support for assistance.
- 5521 Pppppppp, xxxxxxxx, yyyyyyyy,
Explanation: Message issued by program ESPYCO55. An internal error has occurred while attempting to display the selected dump.
Solution: Preserve the contents of this message and contact Serena Customer Support for assistance.
- 5522 Pppppppp, xxxxxxxx, yyyyyyyy,
Explanation: Message issued by program ESPYCO55. An internal error has occurred while attempting to display the selected dump.
Solution: Preserve the contents of this message and contact Serena Customer Support for assistance.
- 5523 Pppppppp, xxxxxxxx, yyyyyyyy,
Explanation: Message issued by program ESPYCO55. An internal error has occurred while attempting to display the selected dump.
Solution: Preserve the contents of this message and contact Serena Customer Support for assistance.

- 5524 Pppppppp, xxxxxxxx, yyyyyyyy,
Explanation: Message issued by program ESPYCO55. An internal error has occurred while attempting to display the selected dump.
Solution: Preserve the contents of this message and contact Serena Customer Support for assistance.
- 5525 Pppppppp, xxxxxxxx, yyyyyyyy,
Explanation: Message issued by program ESPYCO55. An internal error has occurred while attempting to display the selected dump.
Solution: Preserve the contents of this message and contact Serena Customer Support for assistance.
- 5526 Pppppppp, xxxxxxxx, yyyyyyyy,
Explanation: Message issued by program ESPYCO55. An internal error has occurred while attempting to display the selected dump.
Solution: Preserve the contents of this message and contact Serena Customer Support for assistance.
- 5527 Pppppppp, xxxxxxxx, yyyyyyyy,
Explanation: Message issued by program ESPYCO55. An internal error has occurred while attempting to display the selected dump.
Solution: Preserve the contents of this message and contact Serena Customer Support for assistance.
- 5601 Command not active.
Explanation: Message issued by program ESPYCO56. The command selected by the user is not active for the current panel.
Solution: Issue a valid command.
- 5602 No titles selected to print.
Explanation: Message issued by program ESPYCO56. A request was issued to the print server, but no dumps were specified.
Solution: Select the dump or dumps that are to be printed and reissue the request.
- 5603 Dump print scheduled.
Explanation: Message issued by program ESPYCO56. A request to print the selected dump has been processed successfully. The actual print will take place asynchronously and may not be processed immediately.
Solution: This is an informational message. No action is required.
- 5604 Function program not available.
Explanation: Message issued by program ESPYCO56. The program required to process this request is not defined to the CICS region, or the load module cannot be located or loaded.
Solution: Review the status of DA in the current CICS region. Ensure that DA has been installed correctly and that the load library is defined to the DFHRPL concatenation.

- 5605 Error mapping input TIOA.
Explanation: Message issued by program ESPYCO56. An internal error has occurred while attempting to display the selected dump.
Solution: Preserve the contents of this message and contact Serena Customer Support for assistance.
- 5606 PFK function not available.
Explanation: Message issued by program ESPYCO56. The program required to process this request is not defined to the CICS region, or the load module cannot be located or loaded.
Solution: Review the status of DA in the current CICS region. Ensure that DA has been installed correctly and that the load library is defined to the DFHRPL concatenation.
- 5607 Help program not available.
Explanation: Message issued by program ESPYCO56. The program required to process this request is not defined to the CICS region, or the load module cannot be located or loaded.
Solution: Review the status of DA in the current CICS region. Ensure that DA has been installed correctly and that the load library is defined to the DFHRPL concatenation.
- 5608 Pppppppp, xxxxxxxx, yyyyyyyy,
Explanation: Message issued by program ESPYCO56. An internal error has occurred while attempting to display the selected dump.
Solution: Preserve the contents of this message and contact Serena Customer Support for assistance.
- 5609 Pppppppp, xxxxxxxx, yyyyyyyy,
Explanation: Message issued by program ESPYCO56. An internal error has occurred while attempting to display the selected dump.
Solution: Preserve the contents of this message and contact Serena Customer Support for assistance.
- 5610 Pppppppp, xxxxxxxx, yyyyyyyy,
Explanation: Message issued by program ESPYCO56. An internal error has occurred while attempting to display the selected dump.
Solution: Preserve the contents of this message and contact Serena Customer Support for assistance.
- 5611 Pppppppp, xxxxxxxx, yyyyyyyy,
Explanation: Message issued by program ESPYCO56. An internal error has occurred while attempting to display the selected dump.
Solution: Preserve the contents of this message and contact Serena Customer Support for assistance.
- 5612 Pppppppp, xxxxxxxx, yyyyyyyy,
Explanation: Message issued by program ESPYCO56. An internal error has occurred while attempting to display the selected dump.
Solution: Preserve the contents of this message and contact Serena Customer Support for assistance.

- 5613 Pppppppp, xxxxxxxx, yyyyyyyy,
Explanation: Message issued by program ESPYCO56. An internal error has occurred while attempting to display the selected dump.
Solution: Preserve the contents of this message and contact Serena Customer Support for assistance.
- 5614 Pppppppp, xxxxxxxx, yyyyyyyy,
Explanation: Message issued by program ESPYCO56. An internal error has occurred while attempting to display the selected dump.
Solution: Preserve the contents of this message and contact Serena Customer Support for assistance.
- 5615 Pppppppp, xxxxxxxx, yyyyyyyy,
Explanation: Message issued by program ESPYCO56. An internal error has occurred while attempting to display the selected dump.
Solution: Preserve the contents of this message and contact Serena Customer Support for assistance.
- 5616 Pppppppp, xxxxxxxx, yyyyyyyy,
Explanation: Message issued by program ESPYCO56. An internal error has occurred while attempting to display the selected dump.
Solution: Preserve the contents of this message and contact Serena Customer Support for assistance.
- 5617 Pppppppp, xxxxxxxx, yyyyyyyy,
Explanation: Message issued by program ESPYCO56. An internal error has occurred while attempting to display the selected dump.
Solution: Preserve the contents of this message and contact Serena Customer Support for assistance.
- 5618 Pppppppp, xxxxxxxx, yyyyyyyy,
Explanation: Message issued by program ESPYCO56. An internal error has occurred while attempting to display the selected dump.
Solution: Preserve the contents of this message and contact Serena Customer Support for assistance.
- 5619 Pppppppp, xxxxxxxx, yyyyyyyy,
Explanation: Message issued by program ESPYCO56. An internal error has occurred while attempting to display the selected dump.
Solution: Preserve the contents of this message and contact Serena Customer Support for assistance.
- 5620 Pppppppp, xxxxxxxx, yyyyyyyy,
Explanation: Message issued by program ESPYCO56. An internal error has occurred while attempting to display the selected dump.
Solution: Preserve the contents of this message and contact Serena Customer Support for assistance.

- 5621 Pppppppp, xxxxxxxx, yyyyyyyy,
Explanation: Message issued by program ESPYCO56. An internal error has occurred while attempting to display the selected dump.
Solution: Preserve the contents of this message and contact Serena Customer Support for assistance.
- 5622 Pppppppp, xxxxxxxx, yyyyyyyy,
Explanation: Message issued by program ESPYCO56. An internal error has occurred while attempting to display the selected dump.
Solution: Preserve the contents of this message and contact Serena Customer Support for assistance.
- 5623 Pppppppp, xxxxxxxx, yyyyyyyy,
Explanation: Message issued by program ESPYCO56. An internal error has occurred while attempting to display the selected dump.
Solution: Preserve the contents of this message and contact Serena Customer Support for assistance.
- 5624 Pppppppp, xxxxxxxx, yyyyyyyy,
Explanation: Message issued by program ESPYCO56. An internal error has occurred while attempting to display the selected dump.
Solution: Preserve the contents of this message and contact Serena Customer Support for assistance.
- 5625 Pppppppp, xxxxxxxx, yyyyyyyy,
Explanation: Message issued by program ESPYCO56. An internal error has occurred while attempting to display the selected dump.
Solution: Preserve the contents of this message and contact Serena Customer Support for assistance.
- 5701 Command not active.
Explanation: Message issued by program ESPYCO57. The command selected by the user is not active for the current panel.
Solution: Issue a valid command.
- 5702 Listing delete scheduled.
Explanation: Message issued by program ESPYCO57. A request to delete the selected listing has been processed successfully. The actual delete will take place asynchronously and may not appear immediately.
Solution: This is an informational message. No action is required.
- 5703 Program ESPYAOAD not available.
Explanation: Message issued by program ESPYCO57. The program required to process this request, ESPYAOAD, is not defined to the CICS region, or the load module cannot be located or loaded.
Solution: Review the status of DA in the current CICS region. Ensure that DA has been installed correctly and that the load library is defined to the DFHRPL concatenation.

- 5704 Error mapping input TIOA.
Explanation: Message issued by program ESPYCO57. An internal error has occurred while attempting to display the selected dump.
Solution: Preserve the contents of this message and contact Serena Customer Support for assistance.
- 5705 PFK function not available.
Explanation: Message issued by program ESPYCO57. The program required to process this request is not defined to the CICS region, or the load module cannot be located or loaded.
Solution: Review the status of DA in the current CICS region. Ensure that DA has been installed correctly and that the load library is defined to the DFHRPL concatenation.
- 5706 Help program not available.
Explanation: Message issued by program ESPYCO57. The program required to process this request is not defined to the CICS region, or the load module cannot be located or loaded.
Solution: Review the status of DA in the current CICS region. Ensure that DA has been installed correctly and that the load library is defined to the DFHRPL concatenation.
- 5707 Pppppppp, xxxxxxxx, yyyyyyyy,
Explanation: Message issued by program ESPYCO57. An internal error has occurred while attempting to display the selected dump.
Solution: Preserve the contents of this message and contact Serena Customer Support for assistance.
- 5708 Pppppppp, xxxxxxxx, yyyyyyyy,
Explanation: Message issued by program ESPYCO57. An internal error has occurred while attempting to display the selected dump.
Solution: Preserve the contents of this message and contact Serena Customer Support for assistance.
- 5709 Pppppppp, xxxxxxxx, yyyyyyyy,
Explanation: Message issued by program ESPYCO57. An internal error has occurred while attempting to display the selected dump.
Solution: Preserve the contents of this message and contact Serena Customer Support for assistance.
- 5710 Pppppppp, xxxxxxxx, yyyyyyyy,
Explanation: Message issued by program ESPYCO57. An internal error has occurred while attempting to display the selected dump.
Solution: Preserve the contents of this message and contact Serena Customer Support for assistance.
- 5711 Pppppppp, xxxxxxxx, yyyyyyyy,
Explanation: Message issued by program ESPYCO57. An internal error has occurred while attempting to display the selected dump.
Solution: Preserve the contents of this message and contact Serena Customer Support for assistance.

- 5712 Pppppppp, xxxxxxxx, yyyyyyyy,
Explanation: Message issued by program ESPYCO57. An internal error has occurred while attempting to display the selected dump.
Solution: Preserve the contents of this message and contact Serena Customer Support for assistance.
- 5713 Pppppppp, xxxxxxxx, yyyyyyyy,
Explanation: Message issued by program ESPYCO57. An internal error has occurred while attempting to display the selected dump.
Solution: Preserve the contents of this message and contact Serena Customer Support for assistance.
- 5714 Pppppppp, xxxxxxxx, yyyyyyyy,
Explanation: Message issued by program ESPYCO57. An internal error has occurred while attempting to display the selected dump.
Solution: Preserve the contents of this message and contact Serena Customer Support for assistance.
- 5715 Pppppppp, xxxxxxxx, yyyyyyyy,
Explanation: Message issued by program ESPYCO57. An internal error has occurred while attempting to display the selected dump.
Solution: Preserve the contents of this message and contact Serena Customer Support for assistance.
- 5716 Pppppppp, xxxxxxxx, yyyyyyyy,
Explanation: Message issued by program ESPYCO57. An internal error has occurred while attempting to display the selected dump.
Solution: Preserve the contents of this message and contact Serena Customer Support for assistance.
- 5717 Pppppppp, xxxxxxxx, yyyyyyyy,
Explanation: Message issued by program ESPYCO57. An internal error has occurred while attempting to display the selected dump.
Solution: Preserve the contents of this message and contact Serena Customer Support for assistance.
- 5718 Pppppppp, xxxxxxxx, yyyyyyyy,
Explanation: Message issued by program ESPYCO57. An internal error has occurred while attempting to display the selected dump.
Solution: Preserve the contents of this message and contact Serena Customer Support for assistance.
- 5720 Pppppppp, xxxxxxxx, yyyyyyyy,
Explanation: Message issued by program ESPYCO57. An internal error has occurred while attempting to display the selected dump.
Solution: Preserve the contents of this message and contact Serena Customer Support for assistance.

- 5721 Pppppppp, xxxxxxxx, yyyyyyyy,
Explanation: Message issued by program ESPYCO57. An internal error has occurred while attempting to display the selected dump.
Solution: Preserve the contents of this message and contact Serena Customer Support for assistance.
- 5722 Pppppppp, xxxxxxxx, yyyyyyyy,
Explanation: Message issued by program ESPYCO57. An internal error has occurred while attempting to display the selected dump.
Solution: Preserve the contents of this message and contact Serena Customer Support for assistance.
- 5723 Pppppppp, xxxxxxxx, yyyyyyyy,
Explanation: Message issued by program ESPYCO57. An internal error has occurred while attempting to display the selected dump.
Solution: Preserve the contents of this message and contact Serena Customer Support for assistance.
- 5724 Pppppppp, xxxxxxxx, yyyyyyyy,
Explanation: Message issued by program ESPYCO57. An internal error has occurred while attempting to display the selected dump.
Solution: Preserve the contents of this message and contact Serena Customer Support for assistance.
- 6001 Pppppppp, xxxxxxxx, yyyyyyyy, Source program XCTL error.
Explanation: Message issued by program ESPYCO60. An attempt to XCTL to a DA service routine has failed.
Solution: Preserve the contents of this message and contact Serena Customer Support for assistance.
- 6002 Pppppppp, xxxxxxxx, yyyyyyyy, Label(zzzzzzz) defined.
Explanation: Message issued by program ESPYCO60. A user label, [zzzzzzz], has been defined
Solution: This is an informational message. No action is required.
- 6003 Pppppppp, xxxxxxxx, yyyyyyyy, Label(zzzzzzz) not found.
Explanation: Message issued by program ESPYCO60. A requested user label, [zzzzzzz] was not found
Solution: Preserve the contents of this message and contact Serena Customer Support for assistance.
- 6015 Pppppppp, xxxxxxxx, yyyyyyyy, Dis-Asm program XCTL error..
Explanation: Message issued by program ESPYCO60. An internal error has occurred while attempting to produce a dis-assembly.
Solution: DA is unable to present the disassembled instruction for this dump. Preserve the contents of this message and contact Serena Customer Support for assistance.

- 6016 Pppppppp, xxxxxxxx, yyyyyyyy, No CICS commands to format.
Explanation: Message issued by program ESPYCO60. An internal error has occurred while attempting to display the selected dump.
Solution: Preserve the contents of this message and contact Serena Customer Support for assistance.
- 6017 Pppppppp, xxxxxxxx, yyyyyyyy, FmtPgm XCTL error.
Explanation: Message issued by program ESPYCO60. An internal error has occurred while processing the selected dump.
Solution: Preserve the contents of this message and contact Serena Customer Support for assistance.
- 6020 Pppppppp, xxxxxxxx, yyyyyyyy, Control block definition "zzzzzzz" not found
Explanation: Message issued by program ESPYCO60. An internal error has occurred while attempting to format the display of control block [zzzzzzz].
Solution: Preserve the contents of this message and contact Serena Customer Support for assistance.
- 6022 Pppppppp, xxxxxxxx, yyyyyyyy, Error mapping input TIOA.
Explanation: Message issued by program ESPYCO60. An internal error has occurred while attempting to display the selected dump.
Solution: Preserve the contents of this message and contact Serena Customer Support for assistance.
- 6023 Pppppppp, xxxxxxxx, yyyyyyyy, Pfk program XCTL error.
Explanation: Message issued by program ESPYCO60. The program required to process this request is not defined to the CICS region, or the load module cannot be located or loaded.
Solution: Review the status of DA in the current CICS region. Ensure that DA has been installed correctly and that the load library is defined to the DFHRPL concatenation.
- 6024 Pppppppp, xxxxxxxx, yyyyyyyy, Help program XCTL error.
Explanation: Message issued by program ESPYCO60. DA has detected a user request for help, but was unable to process the request.
Solution: Preserve the contents of this message and contact Serena Customer Support for assistance.
- 6025 Pppppppp, xxxxxxxx, yyyyyyyy, Source program XCTL error.
Explanation: Message issued by program ESPYCO60. An internal error has occurred while attempting to display the selected dump.
Solution: Preserve the contents of this message and contact Serena Customer Support for assistance.
- 6026 Pppppppp, xxxxxxxx, yyyyyyyy, User exit called for this program.
Explanation: Message issued by program ESPYCO60. The user exit ESPYUEX1 has been called successfully.
Solution: This is an informational message. No user action is required.

- 6026 Pppppppp, xxxxxxxx, yyyyyyyy, No source exists for this program.
Explanation: Message issued by program ESPYCO60. A request was made to display source for a dumped program, but no source could be found.
Solution: Ensure that the program listing is available for the requested program. Consult the DA User's Guide for additional information.
- 6031 Pppppppp, xxxxxxxx, yyyyyyyy,
Explanation: Message issued by program ESPYCO60. An internal error has occurred while attempting to display the selected dump.
Solution: Preserve the contents of this message and contact Serena Customer Support for assistance.
- 6032 Pppppppp, xxxxxxxx, yyyyyyyy,
Explanation: Message issued by program ESPYCO60. An internal error has occurred while attempting to display the selected dump.
Solution: Preserve the contents of this message and contact Serena Customer Support for assistance.
- 6034 Pppppppp, xxxxxxxx, yyyyyyyy,
Explanation: Message issued by program ESPYCO60. An internal error has occurred while attempting to display the selected dump.
Solution: Preserve the contents of this message and contact Serena Customer Support for assistance.
- 6036 Pppppppp, xxxxxxxx, yyyyyyyy, "CICS LINK" failure.
Explanation: Message issued by program ESPYCO60. An internal error has occurred while attempting to display the selected dump.
Solution: Preserve the contents of this message and contact Serena Customer Support for assistance.
- 6037 Pppppppp, xxxxxxxx, yyyyyyyy, Internal program error.
Explanation: Message issued by program ESPYCO60. An internal error has occurred while attempting to display the selected dump.
Solution: Preserve the contents of this message and contact Serena Customer Support for assistance.
- 6038 Pppppppp, xxxxxxxx, yyyyyyyy, "CICS LINK" failure'
Explanation: Message issued by program ESPYCO60. An attempt to LINK to a DA service routine has failed.
Solution: Preserve the contents of this message and contact Serena Customer Support for assistance.
- 6039 Pppppppp, xxxxxxxx, yyyyyyyy,
Explanation: Message issued by program ESPYCO60. An internal error has occurred while attempting to define a user label.
Solution: Preserve the contents of this message and contact Serena Customer Support for assistance.

- 6040 Pppppppp, xxxxxxxx, yyyyyyyy,
Explanation: Message issued by program ESPYCO60. An internal error has occurred while attempting to locate a requested user label.
Solution: Preserve the contents of this message and contact Serena Customer Support for assistance.
- 6041 Pppppppp, xxxxxxxx, yyyyyyyy,
Explanation: Message issued by program ESPYCO60. An internal error has occurred while attempting to read the selected dump from the dump database.
Solution: Preserve the contents of this message and contact Serena Customer Support for assistance.
- 6042 Pppppppp, xxxxxxxx, yyyyyyyy,
Explanation: Message issued by program ESPYCO60. An internal error has occurred while attempting to format the display of a control block.
Solution: Preserve the contents of this message and contact Serena Customer Support for assistance.
- 6043 Pppppppp, xxxxxxxx, yyyyyyyy,
Explanation: Message issued by program ESPYCO60. An internal error has occurred while attempting to read the selected dump.
Solution: Preserve the contents of this message and contact Serena Customer Support for assistance.
- 6044 Pppppppp, xxxxxxxx, yyyyyyyy,
Explanation: Message issued by program ESPYCO60. An internal error has occurred while attempting to display the selected dump.
Solution: Preserve the contents of this message and contact Serena Customer Support for assistance.
- 6045 Pppppppp, xxxxxxxx, yyyyyyyy,
Explanation: Message issued by program ESPYCO60. An internal error has occurred while attempting to display the selected dump.
Solution: Preserve the contents of this message and contact Serena Customer Support for assistance.
- 6046 Pppppppp, xxxxxxxx, yyyyyyyy,
Explanation: Message issued by program ESPYCO60. An internal error has occurred while attempting to build the user environment.
Solution: Preserve the contents of this message and contact Serena Customer Support for assistance.
- 6047 Pppppppp, xxxxxxxx, yyyyyyyy,
Explanation: Message issued by program ESPYCO60. An internal error has occurred while attempting to build the user environment.
Solution: Preserve the contents of this message and contact Serena Customer Support for assistance.

- 6048 Pppppppp, xxxxxxxx, yyyyyyyy,
Explanation: Message issued by program ESPYCO60. An internal error has occurred while attempting to display the selected dump.
Solution: Preserve the contents of this message and contact Serena Customer Support for assistance.
- 6049 Pppppppp, xxxxxxxx, yyyyyyyy,
Explanation: Message issued by program ESPYCO60. An internal error has occurred while attempting to display the selected dump.
Solution: Preserve the contents of this message and contact Serena Customer Support for assistance.
- 6050 Pppppppp, xxxxxxxx, yyyyyyyy,
Explanation: Message issued by program ESPYCO60. An internal error has occurred while attempting to display the selected dump.
Solution: Preserve the contents of this message and contact Serena Customer Support for assistance.
- 6051 Pppppppp, xxxxxxxx, yyyyyyyy,
Explanation: Message issued by program ESPYCO60. An internal error has occurred while attempting to display the selected dump.
Solution: Preserve the contents of this message and contact Serena Customer Support for assistance.
- 6052 Pppppppp, xxxxxxxx, yyyyyyyy,
Explanation: Message issued by program ESPYCO60. An internal error has occurred while attempting to display the selected dump.
Solution: Preserve the contents of this message and contact Serena Customer Support for assistance.
- 6053 Pppppppp, xxxxxxxx, yyyyyyyy,
Explanation: Message issued by program ESPYCO60. An internal error has occurred while attempting to display the selected dump.
Solution: Preserve the contents of this message and contact Serena Customer Support for assistance.
- 6054 Pppppppp, xxxxxxxx, yyyyyyyy,
Explanation: Message issued by program ESPYCO60. An internal error has occurred while attempting to display the selected dump.
Solution: Preserve the contents of this message and contact Serena Customer Support for assistance.
- 6055 Pppppppp, xxxxxxxx, yyyyyyyy,
Explanation: Message issued by program ESPYCO60. An internal error has occurred while attempting to display the selected dump.
Solution: Preserve the contents of this message and contact Serena Customer Support for assistance.

- 6056 Pppppppp, xxxxxxxx, yyyyyyyy,
Explanation: Message issued by program ESPYCO60. An internal error has occurred while attempting to define a user label.
Solution: Preserve the contents of this message and contact Serena Customer Support for assistance.
- 6057 Pppppppp, xxxxxxxx, yyyyyyyy, "SEND CONTROL" error.
Explanation: Message issued by program ESPYCO60. An internal error has occurred while attempting to display the selected dump.
Solution: Preserve the contents of this message and contact Serena Customer Support for assistance.
- 6058 Pppppppp, xxxxxxxx, yyyyyyyy, "CICS RETURN" failure.
Explanation: Message issued by program ESPYCO60. An internal error has occurred while attempting to display the selected dump.
Solution: Preserve the contents of this message and contact Serena Customer Support for assistance.
- 6059 Pppppppp, xxxxxxxx, yyyyyyyy, "CICS SEND" failure.'
Explanation: Message issued by program ESPYCO60. An internal error has occurred while attempting to display the selected dump.
Solution: Preserve the contents of this message and contact Serena Customer Support for assistance.
- 6060 Pppppppp, xxxxxxxx, yyyyyyyy, "CICS SEND TEXT" failure.
Explanation: Message issued by program ESPYCO60. An internal error has occurred while attempting to display the selected dump.
Solution: Preserve the contents of this message and contact Serena Customer Support for assistance.
- 6061 Pppppppp, xxxxxxxx, yyyyyyyy, "CICS XCTL" failure.
Explanation: Message issued by program ESPYCO60. An internal error has occurred while attempting to display the selected dump.
Solution: Preserve the contents of this message and contact Serena Customer Support for assistance.
- 6062 Pppppppp, xxxxxxxx, yyyyyyyy, "CICS SEND TEXT" failure.
Explanation: Message issued by program ESPYCO60. An internal error has occurred while attempting to display the selected dump.
Solution: Preserve the contents of this message and contact Serena Customer Support for assistance.
- 6063 Pppppppp, xxxxxxxx, yyyyyyyy, "DELETEQ" failure.
Explanation: Message issued by program ESPYCO60. An internal error has occurred while attempting to display the selected dump.
Solution: Preserve the contents of this message and contact Serena Customer Support for assistance.

- 6064 Pppppppp, xxxxxxxx, yyyyyyyy,
Explanation: Message issued by program ESPYCO60. An internal error has occurred while attempting to display the selected dump.
Solution: Preserve the contents of this message and contact Serena Customer Support for assistance.
- 6065 Pppppppp, xxxxxxxx, yyyyyyyy,
Explanation: Message issued by program ESPYCO60. An internal error has occurred while attempting to display the selected dump.
Solution: Preserve the contents of this message and contact Serena Customer Support for assistance.
- 6066 Pppppppp, xxxxxxxx, yyyyyyyy,
Explanation: Message issued by program ESPYCO60. An internal error has occurred while attempting to display the selected dump.
Solution: Preserve the contents of this message and contact Serena Customer Support for assistance.
- 6067 Pppppppp, xxxxxxxx, yyyyyyyy,
Explanation: Message issued by program ESPYCO60. An internal error has occurred while attempting to display the selected dump.
Solution: Preserve the contents of this message and contact Serena Customer Support for assistance.
- 6068 Pppppppp, xxxxxxxx, yyyyyyyy,
Explanation: Message issued by program ESPYCO60. An internal error has occurred while attempting to display the selected dump.
Solution: Preserve the contents of this message and contact Serena Customer Support for assistance.
- 6069 Pppppppp, xxxxxxxx, yyyyyyyy,
Explanation: Message issued by program ESPYCO60. An internal error has occurred while attempting to display the selected dump.
Solution: Preserve the contents of this message and contact Serena Customer Support for assistance.
- 6070 Pppppppp, xxxxxxxx, yyyyyyyy,
Explanation: Message issued by program ESPYCO60. An internal error has occurred while attempting to display the selected dump.
Solution: Preserve the contents of this message and contact Serena Customer Support for assistance.
- 6071 Pppppppp, xxxxxxxx, yyyyyyyy, Invalid dump data record.
Explanation: Message issued by program ESPYCO60. One or more records related to the requested dump are invalid.
Solution: Preserve the contents of this message and contact Serena Customer Support for assistance.

- 6074 Pppppppp, xxxxxxxx, yyyyyyyy, Failure in RQ02 support..
Explanation: Message issued by program ESPYCO60. An internal error has occurred while attempting to display the selected dump.
Solution: Preserve the contents of this message and contact Serena Customer Support for assistance.
- 6075 Pppppppp, xxxxxxxx, yyyyyyyy, Error in "CICS LINK".
Explanation: Message issued by program ESPYCO60. An internal error has occurred while attempting to display the selected dump.
Solution: Preserve the contents of this message and contact Serena Customer Support for assistance.
- 6076 Pppppppp, xxxxxxxx, yyyyyyyy,
Explanation: Message issued by program ESPYCO60. An internal error has occurred while attempting to display the selected dump.
Solution: Preserve the contents of this message and contact Serena Customer Support for assistance.
- 6080 Pppppppp, xxxxxxxx, yyyyyyyy, Error mapping input TIOA.
Explanation: Message issued by program ESPYCO60. An internal error has occurred while attempting to display the selected dump.
Solution: Preserve the contents of this message and contact Serena Customer Support for assistance.
- 6091 Pppppppp, xxxxxxxx, yyyyyyyy, Error in calling user exit.
Explanation: Message issued by program ESPYCO60. An attempt to call the user exit, ESPYUEX1, has failed due to an EXEC CICS LINK failure.
Solution: Review the return codes in the error message to determine the cause of the failure. For assistance in resolving the cause of this error, preserve the contents of this message and contact Serena Customer Support for assistance.
- 6094 Pppppppp, xxxxxxxx, yyyyyyyy, Error in "CICS LINK".
Explanation: Message issued by program ESPYCO60. An attempt to call the user exit, ESPYUEX1, has failed due to an EXEC CICS LINK failure.
Solution: Review the return codes in the error message to determine the cause of the failure. For assistance in resolving the cause of this error, preserve the contents of this message and contact Serena Customer Support for assistance.
- 7001 Instruction shifting boundaries reached.
Explanation: Message issued by program ESPYCO70. A request to adjust the start of a disassembly has exceeded the area to be disassembled.
Solution: Reissue the request, keeping the shift within the area.
- 7002 Command not active.
Explanation: Message issued by program ESPYCO70. The command issued is not valid from the current panel.
Solution: Issue a valid command.

- 7003 Error mapping input TIOA.
Explanation: Message issued by program ESPYCO70. An internal error has occurred while attempting to display the selected dump.
Solution: Preserve the contents of this message and contact Serena Customer Support for assistance.
- 7004 PFK function not available.
Explanation: Message issued by program ESPYCO70. The program required to process this request is not defined to the CICS region, or the load module cannot be located or loaded.
Solution: Review the status of DA in the current CICS region. Ensure that DA has been installed correctly and that the load library is defined to the DFHRPL concatenation.
- 7005 Help program not available.
Explanation: Message issued by program ESPYCO70. The program required to process this request is not defined to the CICS region, or the load module cannot be located or loaded.
Solution: Review the status of DA in the current CICS region. Ensure that DA has been installed correctly and that the load library is defined to the DFHRPL concatenation.
- 7006 Pppppppp, xxxxxxxx, yyyyyyyy,
Explanation: Message issued by program ESPYCO70. An internal error has occurred while attempting to display the selected dump.
Solution: Preserve the contents of this message and contact Serena Customer Support for assistance.
- 7007 Pppppppp, xxxxxxxx, yyyyyyyy,
Explanation: Message issued by program ESPYCO70. An internal error has occurred while attempting to display the selected dump.
Solution: Preserve the contents of this message and contact Serena Customer Support for assistance.
- 7008 Pppppppp, xxxxxxxx, yyyyyyyy,
Explanation: Message issued by program ESPYCO70. An internal error has occurred while attempting to display the selected dump.
Solution: Preserve the contents of this message and contact Serena Customer Support for assistance.
- 7009 Pppppppp, xxxxxxxx, yyyyyyyy,
Explanation: Message issued by program ESPYCO70. An internal error has occurred while attempting to display the selected dump.
Solution: Preserve the contents of this message and contact Serena Customer Support for assistance.
- 7010 Pppppppp, xxxxxxxx, yyyyyyyy,
Explanation: Message issued by program ESPYCO70. An internal error has occurred while attempting to display the selected dump.
Solution: Preserve the contents of this message and contact Serena Customer Support for assistance.

- 7011 Pppppppp, xxxxxxxx, yyyyyyyy,
Explanation: Message issued by program ESPYCO70. An internal error has occurred while attempting to display the selected dump.
Solution: Preserve the contents of this message and contact Serena Customer Support for assistance.
- 7012 Pppppppp, xxxxxxxx, yyyyyyyy,
Explanation: Message issued by program ESPYCO70. An internal error has occurred while attempting to display the selected dump.
Solution: Preserve the contents of this message and contact Serena Customer Support for assistance.
- 7013 Pppppppp, xxxxxxxx, yyyyyyyy,
Explanation: Message issued by program ESPYCO70. An internal error has occurred while attempting to display the selected dump.
Solution: Preserve the contents of this message and contact Serena Customer Support for assistance.
- 7014 Pppppppp, xxxxxxxx, yyyyyyyy,
Explanation: Message issued by program ESPYCO70. An internal error has occurred while attempting to display the selected dump.
Solution: Preserve the contents of this message and contact Serena Customer Support for assistance.
- 7015 Pppppppp, xxxxxxxx, yyyyyyyy,
Explanation: Message issued by program ESPYCO70. An internal error has occurred while attempting to display the selected dump.
Solution: Preserve the contents of this message and contact Serena Customer Support for assistance.
- 7401 Address not in dump.
Explanation: Message issued by program ESPYCO74. The requested address was not found in the dump.
Solution: Retry the request using a valid address
- 7402 Address not in dump.
Explanation: Message issued by program ESPYCO74. The requested address was not found in the dump.
Solution: Retry the request using a valid address.
- 7403 String "sssssss" found
Explanation: Message issued by program ESPYCO74. A find request completed successfully.
Solution: This is an informational message. No action is required.
- 7404 String "sssssss" not found...
Explanation: Message issued by program ESPYCO74. DA was unable to locate the desired string.
Solution: This is an informational message. No action is required.

- 7405 Command not active.
Explanation: Message issued by program ESPYCO74. The command issued is not valid from the current panel.
Solution: Issue a valid command.
- 7406 Error mapping input TIOA.
Explanation: Message issued by program ESPYCO74. An internal error has occurred while attempting to display the selected dump.
Solution: Preserve the contents of this message and contact Serena Customer Support for assistance.
- 7407 PFK function not available.
Explanation: Message issued by program ESPYCO74. The program required to process this request is not defined to the CICS region, or the load module cannot be located or loaded.
Solution: Review the status of DA in the current CICS region. Ensure that DA has been installed correctly and that the load library is defined to the DFHRPL concatenation.
- 7408 Help program not available.
Explanation: Message issued by program ESPYCO74. The program required to process this request is not defined to the CICS region, or the load module cannot be located or loaded.
Solution: Review the status of DA in the current CICS region. Ensure that DA has been installed correctly and that the load library is defined to the DFHRPL concatenation.
- 7409 Pppppppp, xxxxxxxx, yyyyyyyy,
Explanation: Message issued by program ESPYCO74. An internal error has occurred while attempting to display the selected dump.
Solution: Preserve the contents of this message and contact Serena Customer Support for assistance.
- 7410 Pppppppp, xxxxxxxx, yyyyyyyy,
Explanation: Message issued by program ESPYCO74. An internal error has occurred while attempting to display the selected dump.
Solution: Preserve the contents of this message and contact Serena Customer Support for assistance.
- 7411 Pppppppp, xxxxxxxx, yyyyyyyy,
Explanation: Message issued by program ESPYCO74. An internal error has occurred while attempting to display the selected dump.
Solution: Preserve the contents of this message and contact Serena Customer Support for assistance.
- 7412 Pppppppp, xxxxxxxx, yyyyyyyy,
Explanation: Message issued by program ESPYCO74. An internal error has occurred while attempting to display the selected dump.
Solution: Preserve the contents of this message and contact Serena Customer Support for assistance.

- 7413 Pppppppp, xxxxxxxx, yyyyyyyy,
Explanation: Message issued by program ESPYCO74. An internal error has occurred while attempting to display the selected dump.
Solution: Preserve the contents of this message and contact Serena Customer Support for assistance.
- 7414 Pppppppp, xxxxxxxx, yyyyyyyy,
Explanation: Message issued by program ESPYCO74. An internal error has occurred while attempting to display the selected dump.
Solution: Preserve the contents of this message and contact Serena Customer Support for assistance.
- 7415 Pppppppp, xxxxxxxx, yyyyyyyy,
Explanation: Message issued by program ESPYCO74. An internal error has occurred while attempting to display the selected dump.
Solution: Preserve the contents of this message and contact Serena Customer Support for assistance.
- 7416 Pppppppp, xxxxxxxx, yyyyyyyy,
Explanation: Message issued by program ESPYCO74. An internal error has occurred while attempting to display the selected dump.
Solution: Preserve the contents of this message and contact Serena Customer Support for assistance.
- 7417 Pppppppp, xxxxxxxx, yyyyyyyy,
Explanation: Message issued by program ESPYCO74. An internal error has occurred while attempting to display the selected dump.
Solution: Preserve the contents of this message and contact Serena Customer Support for assistance.
- 7418 Pppppppp, xxxxxxxx, yyyyyyyy,
Explanation: Message issued by program ESPYCO74. An internal error has occurred while attempting to display the selected dump.
Solution: Preserve the contents of this message and contact Serena Customer Support for assistance.
- 7419 Pppppppp, xxxxxxxx, yyyyyyyy,
Explanation: Message issued by program ESPYCO74. An internal error has occurred while attempting to display the selected dump.
Solution: Preserve the contents of this message and contact Serena Customer Support for assistance.
- 7420 Pppppppp, xxxxxxxx, yyyyyyyy,
Explanation: Message issued by program ESPYCO74. An internal error has occurred while attempting to display the selected dump.
Solution: Preserve the contents of this message and contact Serena Customer Support for assistance.

- 7421 Pppppppp, xxxxxxxx, yyyyyyyy,
Explanation: Message issued by program ESPYCO74. An internal error has occurred while attempting to display the selected dump.
Solution: Preserve the contents of this message and contact Serena Customer Support for assistance.
- 7422 Pppppppp, xxxxxxxx, yyyyyyyy,
Explanation: Message issued by program ESPYCO74. An internal error has occurred while attempting to display the selected dump.
Solution: Preserve the contents of this message and contact Serena Customer Support for assistance.
- 7423 Pppppppp, xxxxxxxx, yyyyyyyy,
Explanation: Message issued by program ESPYCO74. An internal error has occurred while attempting to display the selected dump.
Solution: Preserve the contents of this message and contact Serena Customer Support for assistance.
- 7424 Pppppppp, xxxxxxxx, yyyyyyyy,
Explanation: Message issued by program ESPYCO74. An internal error has occurred while attempting to display the selected dump.
Solution: Preserve the contents of this message and contact Serena Customer Support for assistance.
- 7425 Pppppppp, xxxxxxxx, yyyyyyyy,
Explanation: Message issued by program ESPYCO74. An internal error has occurred while attempting to display the selected dump.
Solution: Preserve the contents of this message and contact Serena Customer Support for assistance.
- 7601 Pppppppp, xxxxxxxx, yyyyyyyy, Invalid program section.
Explanation: Message issued by program ESPYCO76. An invalid record was found on the current dump.
Solution: Preserve the contents of this message and contact Serena Customer Support for assistance.
- 7602 Pppppppp, xxxxxxxx, yyyyyyyy, COBOL label not found.
Explanation: Message issued by program ESPYCO76. The requested COBOL label was not found in the dump.
Solution: Review the request to ensure that the label is valid.
- 7603 Pppppppp, xxxxxxxx, yyyyyyyy, Field pgm "XCTL" error.
Explanation: Message issued by program ESPYCO76. An internal error has occurred while attempting to display the selected dump.
Solution: Preserve the contents of this message and contact Serena Customer Support for assistance.

- 7604 Pppppppp, xxxxxxxx, yyyyyyyy, Field cannot be expanded.
Explanation: Message issued by program ESPYCO76. An internal error has occurred while attempting to display the selected dump.
Solution: Preserve the contents of this message and contact Serena Customer Support for assistance.
- 7605 String 'sssssssssss' found
Explanation: Message issued by program ESPYCO76. A FIND or SEARCH target has been found.
Solution: This is an informational message; no user action is required.
- 7606 String 'sssssssssssss' not found
Explanation: Message issued by program ESPYCO76. A FIND or SEARCH target has not been found.
Solution: This is an informational message; no user action is required.
- 7607 Pppppppp, xxxxxxxx, yyyyyyyy, Command not active.
Explanation: Message issued by program ESPYCO76. An invalid command was entered.
Solution: Review the command and reissue correctly. Consult the DA User's Guide for details.
- 7608 Pppppppp, xxxxxxxx, yyyyyyyy, Error mapping input TIOA.
Explanation: Message issued by program ESPYCO76. An internal error has occurred while attempting to display the selected dump.
Solution: Preserve the contents of this message and contact Serena Customer Support for assistance.
- 7609 Pppppppp, xxxxxxxx, yyyyyyyy, PFK program XCTL error.
Explanation: Message issued by program ESPYCO76. The program required to process this request is not defined to the CICS region, or the load module cannot be located or loaded.
Solution: Review the status of DA in the current CICS region. Ensure that DA has been installed correctly and that the load library is defined to the DFHRPL concatenation.
- 7610 Pppppppp, xxxxxxxx, yyyyyyyy, Help program XCTL error.
Explanation: Message issued by program ESPYCO76. An internal error has occurred while attempting to display help information.
Solution: Help cannot be displayed for this screen. Preserve the contents of this message and contact Serena Customer Support for assistance.
- 7611 Pppppppp, xxxxxxxx, yyyyyyyy, Procedure Division start set.
Explanation: Message issued by program ESPYCO76. The requested program offset is not within the bounds of the selected program. The current offset has been reset to the start of the procedure division for the current program.
Solution: Resubmit the request with a valid program offset.

- 7612 Pppppppp, xxxxxxxx, yyyyyyyy,
Explanation: Message issued by program ESPYCO76. An internal error has occurred while attempting to display the selected dump.
Solution: Preserve the contents of this message and contact Serena Customer Support for assistance.
- 7613 Pppppppp, xxxxxxxx, yyyyyyyy, Invalid Language DataBase record type.
Explanation: Message issued by program ESPYCO76. The DA database record read has an unrecognized record type.
Solution: Preserve the contents of this message and contact Serena Customer Support for assistance.
- 7614 Pppppppp, xxxxxxxx, yyyyyyyy, Invalid Compile Listing Record type.
Explanation: Message issued by program ESPYCO76. The compile listing for the selected program is invalid.
Solution: The program listing cannot be displayed. Recreate the compile listing and retry the request.
- 7615 Pppppppp, xxxxxxxx, yyyyyyyy, Field CellOffset = 0.
Explanation: Message issued by program ESPYCO76. A request to display the contents of a specific COBOL variable has failed.
Solution: Verify that the variable requested is in a valid state at the time of the abend. If additional assistance is required, preserve the contents of this message and contact Serena Customer Support for assistance.
- 7616 Pppppppp, xxxxxxxx, yyyyyyyy,
Explanation: Message issued by program ESPYCO76. An internal error has occurred while attempting to display the selected dump.
Solution: Preserve the contents of this message and contact Serena Customer Support for assistance.
- 7617 xxx build is incomplete,A=X"aaaaaaaa",L v=X"l1111111",Target lv=X"ttttttt"
Explanation: Message issued by program ESPYCO76. An error has occurred while attempting to build the display of control block "xxx". The address of the block ('aaaaaaaa') length of the source for the block ('l1111111') and length of the target location ('ttttttt') are included in the error message.
Solution: The control block cannot be displayed. Preserve the contents of this message and contact Serena Customer Support for assistance.
- 7618 Pppppppp, xxxxxxxx, yyyyyyyy,
Explanation: Message issued by program ESPYCO76. An internal error has occurred while attempting to display the selected dump.
Solution: Preserve the contents of this message and contact Serena Customer Support for assistance.

- 7619 Pppppppp, xxxxxxxx, yyyyyyyy,
Explanation: Message issued by program ESPYCO76. An internal error has occurred while attempting to display the selected dump.
Solution: Preserve the contents of this message and contact Serena Customer Support for assistance.
- 7620 Pppppppp, xxxxxxxx, yyyyyyyy,
Explanation: Message issued by program ESPYCO76. An internal error has occurred while attempting to display the selected dump.
Solution: Preserve the contents of this message and contact Serena Customer Support for assistance.
- 7621 Pppppppp, xxxxxxxx, yyyyyyyy,
Explanation: Message issued by program ESPYCO76. An internal error has occurred while attempting to display the selected dump.
Solution: Preserve the contents of this message and contact Serena Customer Support for assistance.
- 7622 Pppppppp, xxxxxxxx, yyyyyyyy,
Explanation: Message issued by program ESPYCO76. An internal error has occurred while attempting to display the selected dump.
Solution: Preserve the contents of this message and contact Serena Customer Support for assistance.
- 7623 Pppppppp, xxxxxxxx, yyyyyyyy,
Explanation: Message issued by program ESPYCO76. An internal error has occurred while attempting to display the selected dump.
Solution: Preserve the contents of this message and contact Serena Customer Support for assistance.
- 7624 Pppppppp, xxxxxxxx, yyyyyyyy,
Explanation: Message issued by program ESPYCO76. An internal error has occurred while attempting to display the selected dump.
Solution: Preserve the contents of this message and contact Serena Customer Support for assistance.
- 7625 Pppppppp, xxxxxxxx, yyyyyyyy,
Explanation: Message issued by program ESPYCO76. An internal error has occurred while attempting to display the selected dump.
Solution: Preserve the contents of this message and contact Serena Customer Support for assistance.
- 7626 Pppppppp, xxxxxxxx, [FIND | SEARCH] No target string entered,
command terminated.
Explanation: Message issued by program ESPYCO76. A FIND or SEARCH command, as indicated, was entered without a target string. The command cannot be processed.
Solution: Re-enter the command with the desired target string.

- 7627 Pppppppp, xxxxxxxx, yyyyyyyy,
Explanation: Message issued by program ESPYCO76. An internal error has occurred while attempting to display the selected dump.
Solution: Preserve the contents of this message and contact Serena Customer Support for assistance.
- 7628 Pppppppp, xxxxxxxx, yyyyyyyy,
Explanation: Message issued by program ESPYCO76. An internal error has occurred while attempting to display the selected dump.
Solution: Preserve the contents of this message and contact Serena Customer Support for assistance.
- 7629 Pppppppp, xxxxxxxx, yyyyyyyy,
Explanation: Message issued by program ESPYCO76. An internal error has occurred while attempting to display the selected dump.
Solution: Preserve the contents of this message and contact Serena Customer Support for assistance.
- 7630 Pppppppp, xxxxxxxx, yyyyyyyy,
Explanation: Message issued by program ESPYCO76. An internal error has occurred while attempting to display the selected dump.
Solution: Preserve the contents of this message and contact Serena Customer Support for assistance.
- 7631 Pppppppp, xxxxxxxx, yyyyyyyy, No OSR exists for first displayed source li
Explanation: Message issued by program ESPYCO76. A request was received to switch to OSR display mode, but no OSR support was found.
Solution: The request is rejected.
- 7632 Pppppppp, xxxxxxxx, yyyyyyyy,
Explanation: Message issued by program ESPYCO76. An internal error has occurred while attempting to display the selected dump.
Solution: Preserve the contents of this message and contact Serena Customer Support for assistance.
- 7633 Pppppppp, xxxxxxxx, yyyyyyyy,
Explanation: Message issued by program ESPYCO76. An internal error has occurred while attempting to display the selected dump.
Solution: Preserve the contents of this message and contact Serena Customer Support for assistance.
- 7634 Pppppppp, xxxxxxxx, yyyyyyyy,
Explanation: Message issued by program ESPYCO76. An internal error has occurred while attempting to display the selected dump.
Solution: Preserve the contents of this message and contact Serena Customer Support for assistance.

- 7635 Pppppppp, xxxxxxxx, yyyyyyyy,
Explanation: Message issued by program ESPYCO76. An internal error has occurred while attempting to display the selected dump.
Solution: Preserve the contents of this message and contact Serena Customer Support for assistance.
- 7637 Pppppppp, xxxxxxxx, yyyyyyyy,
Explanation: Message issued by program ESPYCO76. An internal error has occurred while attempting to display the selected dump.
Solution: Preserve the contents of this message and contact Serena Customer Support for assistance.
- 7638 Pppppppp, xxxxxxxx, yyyyyyyy,
Explanation: Message issued by program ESPYCO76. An internal error has occurred while attempting to display the selected dump.
Solution: Preserve the contents of this message and contact Serena Customer Support for assistance.
- 7639 Pppppppp, xxxxxxxx, yyyyyyyy,
Explanation: Message issued by program ESPYCO76. An internal error has occurred while attempting to display the selected dump.
Solution: Preserve the contents of this message and contact Serena Customer Support for assistance.
- 7640 Pppppppp, xxxxxxxx, yyyyyyyy,
Explanation: Message issued by program ESPYCO76. An internal error has occurred while attempting to display the selected dump.
Solution: Preserve the contents of this message and contact Serena Customer Support for assistance.
- 7641 Pppppppp, xxxxxxxx, yyyyyyyy,
Explanation: Message issued by program ESPYCO76. An internal error has occurred while attempting to display the selected dump.
Solution: Preserve the contents of this message and contact Serena Customer Support for assistance.
- 7642 Pppppppp, xxxxxxxx, yyyyyyyy,
Explanation: Message issued by program ESPYCO76. An internal error has occurred while attempting to display the selected dump.
Solution: Preserve the contents of this message and contact Serena Customer Support for assistance.
- 7643 Pppppppp, xxxxxxxx, yyyyyyyy,
Explanation: Message issued by program ESPYCO76. An internal error has occurred while attempting to display the selected dump.
Solution: Preserve the contents of this message and contact Serena Customer Support for assistance.

- 7644 Pppppppp, xxxxxxxx, yyyyyyyy,
Explanation: Message issued by program ESPYCO76. An internal error has occurred while attempting to display the selected dump.
Solution: Preserve the contents of this message and contact Serena Customer Support for assistance.
- 7645 Pppppppp, xxxxxxxx, yyyyyyyy,
Explanation: Message issued by program ESPYCO76. An internal error has occurred while attempting to display the selected dump.
Solution: Preserve the contents of this message and contact Serena Customer Support for assistance.
- 7646 Pppppppp, xxxxxxxx, yyyyyyyy,
Explanation: Message issued by program ESPYCO76. An internal error has occurred while attempting to display the selected dump.
Solution: Preserve the contents of this message and contact Serena Customer Support for assistance.
- 7647 Pppppppp, xxxxxxxx, yyyyyyyy,
Explanation: Message issued by program ESPYCO76. An internal error has occurred while attempting to display the selected dump.
Solution: Preserve the contents of this message and contact Serena Customer Support for assistance.
- 7648 Pppppppp, xxxxxxxx, yyyyyyyy,
Explanation: Message issued by program ESPYCO76. An internal error has occurred while attempting to display the selected dump.
Solution: Preserve the contents of this message and contact Serena Customer Support for assistance.
- 7649 Pppppppp, xxxxxxxx, yyyyyyyy,
Explanation: Message issued by program ESPYCO76. An internal error has occurred while attempting to display the selected dump.
Solution: Preserve the contents of this message and contact Serena Customer Support for assistance.
- 7650 Pppppppp, xxxxxxxx, yyyyyyyy,
Explanation: Message issued by program ESPYCO76. An internal error has occurred while attempting to display the selected dump.
Solution: Preserve the contents of this message and contact Serena Customer Support for assistance.
- 7651 Pppppppp, xxxxxxxx, yyyyyyyy,
Explanation: Message issued by program ESPYCO76. An internal error has occurred while attempting to display the selected dump.
Solution: Preserve the contents of this message and contact Serena Customer Support for assistance.

- 7652 Pppppppp, xxxxxxxx, yyyyyyyy,
Explanation: Message issued by program ESPYCO76. An internal error has occurred while attempting to display the selected dump.
Solution: Preserve the contents of this message and contact Serena Customer Support for assistance.
- 7653 Pppppppp, xxxxxxxx, yyyyyyyy,
Explanation: Message issued by program ESPYCO76. An internal error has occurred while attempting to display the selected dump.
Solution: Preserve the contents of this message and contact Serena Customer Support for assistance.
- 7654 Pppppppp, xxxxxxxx, yyyyyyyy,
Explanation: Message issued by program ESPYCO76. An internal error has occurred while attempting to display the selected dump.
Solution: Preserve the contents of this message and contact Serena Customer Support for assistance.
- 7655 Pppppppp, xxxxxxxx, yyyyyyyy,
Explanation: Message issued by program ESPYCO76. An internal error has occurred while attempting to display the selected dump.
Solution: Preserve the contents of this message and contact Serena Customer Support for assistance.
- 7656 Pppppppp, xxxxxxxx, yyyyyyyy,
Explanation: Message issued by program ESPYCO76. An internal error has occurred while attempting to display the selected dump.
Solution: Preserve the contents of this message and contact Serena Customer Support for assistance.
- 7657 Pppppppp, xxxxxxxx, yyyyyyyy,
Explanation: Message issued by program ESPYCO76. An internal error has occurred while attempting to display the selected dump.
Solution: Preserve the contents of this message and contact Serena Customer Support for assistance.
- 7658 Pppppppp, xxxxxxxx, yyyyyyyy, Invalid DBDF record type encountered.
Explanation: Message issued by program ESPYCO76. An internal error has occurred while attempting to display the selected dump.
Solution: Preserve the contents of this message and contact Serena Customer Support for assistance.
- 7659 Pppppppp, xxxxxxxx, yyyyyyyy, "SEND CONTROL" error.
Explanation: Message issued by program ESPYCO76. An internal error has occurred while attempting to display the selected dump.
Solution: Preserve the contents of this message and contact Serena Customer Support for assistance.

- 7660 TGT build is incomplete
Explanation: Message issued by program ESPYCO76. Portions of the TGT for this program were missing from the dump or are corrupt.
Solution: COBOL information for this dump will be restricted to what is available from the existing portions of the TGT.
- 7661 Pppppppp, xxxxxxxx, yyyyyyyy,
Explanation: Message issued by program ESPYCO76. An internal error has occurred while attempting to display the selected dump.
Solution: Preserve the contents of this message and contact Serena Customer Support for assistance.
- 7662 Pppppppp, xxxxxxxx, yyyyyyyy,
Explanation: Message issued by program ESPYCO76. An internal error has occurred while attempting to display the selected dump.
Solution: Preserve the contents of this message and contact Serena Customer Support for assistance.
- 7663 Pppppppp, xxxxxxxx, yyyyyyyy,
Explanation: Message issued by program ESPYCO76. An internal error has occurred while attempting to display the selected dump.
Solution: Preserve the contents of this message and contact Serena Customer Support for assistance.
- 7664 Pppppppp, xxxxxxxx, yyyyyyyy,
Explanation: Message issued by program ESPYCO76. An internal error has occurred while attempting to display the selected dump.
Solution: Preserve the contents of this message and contact Serena Customer Support for assistance.
- 7665 Pppppppp, xxxxxxxx, yyyyyyyy,
Explanation: Message issued by program ESPYCO76. An internal error has occurred while attempting to display the selected dump.
Solution: Preserve the contents of this message and contact Serena Customer Support for assistance.
- 7666 Pppppppp, xxxxxxxx, yyyyyyyy,
Explanation: Message issued by program ESPYCO76. An internal error has occurred while attempting to display the selected dump.
Solution: Preserve the contents of this message and contact Serena Customer Support for assistance.
- 7667 Pppppppp, xxxxxxxx, yyyyyyyy,
Explanation: Message issued by program ESPYCO76. An internal error has occurred while attempting to display the selected dump.
Solution: Preserve the contents of this message and contact Serena Customer Support for assistance.

- 7668 Pppppppp, xxxxxxxx, yyyyyyyy, "CICS SEND" failure.
Explanation: Message issued by program ESPYCO76. An internal error has occurred while attempting to display the selected dump.
Solution: Preserve the contents of this message and contact Serena Customer Support for assistance.
- 7669 Pppppppp, xxxxxxxx, yyyyyyyy, "CICS RETURN" failure.
Explanation: Message issued by program ESPYCO76. An internal error has occurred while attempting to display the selected dump.
Solution: Preserve the contents of this message and contact Serena Customer Support for assistance.
- 7670 Pppppppp, xxxxxxxx, yyyyyyyy, "CICS SEND TEXT" failure.
Explanation: Message issued by program ESPYCO76. An internal error has occurred while attempting to display the selected dump.
Solution: Preserve the contents of this message and contact Serena Customer Support for assistance.
- 7671 Pppppppp, xxxxxxxx, yyyyyyyy, "CICS XCTL" failure.
Explanation: Message issued by program ESPYCO76. An internal error has occurred while attempting to display the selected dump.
Solution: Preserve the contents of this message and contact Serena Customer Support for assistance.
- 7672 Pppppppp, xxxxxxxx, yyyyyyyy, "CICS SEND TEXT" failure.
Explanation: Message issued by program ESPYCO76. An internal error has occurred while attempting to display the selected dump.
Solution: Preserve the contents of this message and contact Serena Customer Support for assistance.
- 7673 Pppppppp, xxxxxxxx, yyyyyyyy, "DELETEQ" failure.
Explanation: Message issued by program ESPYCO76. An internal error has occurred while attempting to display the selected dump.
Solution: Preserve the contents of this message and contact Serena Customer Support for assistance.
- 7674 Pppppppp, xxxxxxxx, yyyyyyyy,
Explanation: Message issued by program ESPYCO76. An internal error has occurred while attempting to display the selected dump.
Solution: Preserve the contents of this message and contact Serena Customer Support for assistance.
- 7675 Pppppppp, xxxxxxxx, yyyyyyyy,
Explanation: Message issued by program ESPYCO76. An internal error has occurred while attempting to display the selected dump.
Solution: Preserve the contents of this message and contact Serena Customer Support for assistance.

- 7676 Pppppppp, xxxxxxxx, yyyyyyyy,
Explanation: Message issued by program ESPYCO76. An internal error has occurred while attempting to display the selected dump.
Solution: Preserve the contents of this message and contact Serena Customer Support for assistance.
- 7677 Pppppppp, xxxxxxxx, yyyyyyyy,
Explanation: Message issued by program ESPYCO76. An internal error has occurred while attempting to display the selected dump.
Solution: Preserve the contents of this message and contact Serena Customer Support for assistance.
- 7678 Pppppppp, xxxxxxxx, yyyyyyyy,
Explanation: Message issued by program ESPYCO76. An internal error has occurred while attempting to display the selected dump.
Solution: Preserve the contents of this message and contact Serena Customer Support for assistance.
- 7679 Pppppppp, xxxxxxxx, yyyyyyyy,
Explanation: Message issued by program ESPYCO76. An internal error has occurred while attempting to display the selected dump.
Solution: Preserve the contents of this message and contact Serena Customer Support for assistance.
- 7680 Pppppppp, xxxxxxxx, yyyyyyyy,
Explanation: Message issued by program ESPYCO76. An internal error has occurred while attempting to display the selected dump.
Solution: Preserve the contents of this message and contact Serena Customer Support for assistance.
- 7681 Pppppppp, xxxxxxxx, yyyyyyyy,
Explanation: Message issued by program ESPYCO76. An internal error has occurred while attempting to display the selected dump.
Solution: Preserve the contents of this message and contact Serena Customer Support for assistance.
- 7682 Output xxx overflow,A=X"xxxxxxx",Lv=X " xxxxxxxx",Target
lv=X"xxxxxxx".
Explanation: Message issued by program ESPYCO76. An error has occurred while attempting to build the display of control block "xxx". The address of the block ('aaaaaaa') length of the source for the block ('lllllll') and length of the target location ('ttttttt') are included in the error message.
Solution: The control block cannot be displayed. Preserve the contents of this message and contact Serena Customer Support for assistance.
- 7682 DSA storage not in the dump,A=X"xxxxx xxx", Lv=X"xxxxxxx",Target
lv=X"xxxxxxx".
Explanation: Message issued by program ESPYCO76. was unable to locate the DSA storage address in the current dump.
Solution: Some COBOL information will be available for this dump.

- 7684 TGT buffer overflow
Explanation: Message issued by program ESPYCO76. An internal error has occurred while attempting to retrieve the TGT for the current program.
Solution: Preserve the contents of this message and contact Serena Customer Support for assistance.
- 7685 TGT build error
Explanation: Message issued by program ESPYCO76. An internal error has occurred while attempting to retrieve the TGT for the current program.
Solution: Preserve the contents of this message and contact Serena Customer Support for assistance.
- 7686 Pppppppp, xxxxxxxx, yyyyyyyy,
Explanation: Message issued by program ESPYCO76. An internal error has occurred while attempting to display the selected dump.
Solution: Preserve the contents of this message and contact Serena Customer Support for assistance.
- 7687 DSA build is incomplete
Explanation: Message issued by program ESPYCO76. Portions of the DSA for this program were missing from the dump or are corrupt.
Solution: COBOL information for this dump will be restricted to what is available from the existing portions of the DSA.
- 7688 DSA buffer overflow
Explanation: Message issued by program ESPYCO76. An internal error has occurred while attempting to retrieve the DSA for the current program.
Solution: Preserve the contents of this message and contact Serena Customer Support for assistance.
- 7689 Pppppppp, xxxxxxxx, yyyyyyyy,
Explanation: Message issued by program ESPYCO76. An internal error has occurred while attempting to retrieve the DSA for the current program.
Solution: Preserve the contents of this message and contact Serena Customer Support for assistance.
- 7690 TGT storage not in the dump,A=X"xxxxxxx",Lv=X"xxxxxxx",Target lv=X"xxxxxxx".
Explanation: Message issued by program ESPYCO76. was unable to locate the TGT storage address in the current dump.
Solution: No COBOL information will be available for this dump.
- 7691 Pppppppp, xxxxxxxx, yyyyyyyy,
Explanation: Message issued by program ESPYCO76. An internal error has occurred while attempting to display the selected dump.
Solution: Preserve the contents of this message and contact Serena Customer Support for assistance.

- 7692 Requested xxx output length is zero.
Explanation: Message issued by program ESPYCO76. An error has occurred while attempting to build the display of control block "xxx". The source address for the control block is zero.
Solution: The control block cannot be displayed. Preserve the contents of this message and contact Serena Customer Support for assistance.
- 7693 Invalid output DSA lv xxxxxxxx
Explanation: Message issued by program ESPYCO76. An internal error has occurred while attempting to retrieve the DSA for the current program.
Solution: Preserve the contents of this message and contact Serena Customer Support for assistance.
- 7694 Invalid output TGT lv
Explanation: Message issued by program ESPYCO76. An internal error has occurred while attempting to retrieve the TGT for the current program.
Solution: Preserve the contents of this message and contact Serena Customer Support for assistance.
- 7695 xxx "FREEMAIN" error,A=X"aaaaaaaa",LV=X"l1111111'
Explanation: Message issued by program ESPYCO76. A freemain has failed while attempting to display the selected dump.
Solution: A fremain of type [xxx] and length [l1111111] has failed. Contact Serena Customer Support for assistance.
- 7696 xxx "GETMAIN" error,A=X"aaaaaaaa",LV=X"l1111111"
Explanation: Message issued by program ESPYCO76. A getmain has failed while attempting to display the selected dump.
Solution: A getmain of type [xxx] and length [l1111111] has failed. Review the status of your CICS region to identify the cause of the failure. Correct the failure and retry.
- 7801 Command not active.
Explanation: Message issued by program ESPYCO78. The command issued is not valid from the current panel.
Solution: Issue a valid command.
- 7802 Error mapping input TIOA.
Explanation: Message issued by program ESPYCO78. An internal error has occurred while attempting to display the selected dump.
Solution: Preserve the contents of this message and contact Serena Customer Support for assistance.
- 7803 PFK function not available.
Explanation: Message issued by program ESPYCO78. The program required to process this request is not defined to the CICS region, or the load module cannot be located or loaded.
Solution: Review the status of DA in the current CICS region. Ensure that DA has been installed correctly and that the load library is defined to the DFHRPL concatenation.

- 7804 Help program not available.
Explanation: Message issued by program ESPYCO78. The program required to process this request is not defined to the CICS region, or the load module cannot be located or loaded.
Solution: Review the status of DA in the current CICS region. Ensure that DA has been installed correctly and that the load library is defined to the DFHRPL concatenation.
- 7805 Pppppppp, xxxxxxxx, yyyyyyyy,
Explanation: Message issued by program ESPYCO78. An internal error has occurred while attempting to display the selected dump.
Solution: Preserve the contents of this message and contact Serena Customer Support for assistance.
- 7806 Pppppppp, xxxxxxxx, yyyyyyyy,
Explanation: Message issued by program ESPYCO78. An internal error has occurred while attempting to display the selected dump.
Solution: Preserve the contents of this message and contact Serena Customer Support for assistance.
- 7807 Pppppppp, xxxxxxxx, yyyyyyyy,
Explanation: Message issued by program ESPYCO78. An internal error has occurred while attempting to display the selected dump.
Solution: Preserve the contents of this message and contact Serena Customer Support for assistance.
- 7808 Pppppppp, xxxxxxxx, yyyyyyyy,
Explanation: Message issued by program ESPYCO78. An internal error has occurred while attempting to display the selected dump.
Solution: Preserve the contents of this message and contact Serena Customer Support for assistance.
- 7809 Pppppppp, xxxxxxxx, yyyyyyyy,
Explanation: Message issued by program ESPYCO78. An internal error has occurred while attempting to display the selected dump.
Solution: Preserve the contents of this message and contact Serena Customer Support for assistance.
- 7810 Pppppppp, xxxxxxxx, yyyyyyyy,
Explanation: Message issued by program ESPYCO78. An internal error has occurred while attempting to display the selected dump.
Solution: Preserve the contents of this message and contact Serena Customer Support for assistance.
- 7811 Pppppppp, xxxxxxxx, yyyyyyyy,
Explanation: Message issued by program ESPYCO78. An internal error has occurred while attempting to display the selected dump.
Solution: Preserve the contents of this message and contact Serena Customer Support for assistance.

- 7812 Pppppppp, xxxxxxxx, yyyyyyyy,
Explanation: Message issued by program ESPYCO78. An internal error has occurred while attempting to display the selected dump.
Solution: Preserve the contents of this message and contact Serena Customer Support for assistance.
- 7813 Pppppppp, xxxxxxxx, yyyyyyyy,
Explanation: Message issued by program ESPYCO78. An internal error has occurred while attempting to display the selected dump.
Solution: Preserve the contents of this message and contact Serena Customer Support for assistance.
- 7814 Pppppppp, xxxxxxxx, yyyyyyyy,
Explanation: Message issued by program ESPYCO78. An internal error has occurred while attempting to display the selected dump.
Solution: Preserve the contents of this message and contact Serena Customer Support for assistance.
- 8101 No matching source found in the DBKF.
Explanation: Message issued by program ESPYCO81.
Solution:
- 8102 Command not active.
Explanation: Message issued by program ESPYCO81. The command issued is not valid from the current panel.
Solution: Issue a valid command.
- 8103 Error mapping input TIOA.
Explanation: Message issued by program ESPYCO81. An internal error has occurred while attempting to display the selected dump.
Solution: Preserve the contents of this message and contact Serena Customer Support for assistance.
- 8104 PFK function not available.
Explanation: Message issued by program ESPYCO81. The program required to process this request is not defined to the CICS region, or the load module cannot be located or loaded.
Solution: Review the status of DA in the current CICS region. Ensure that DA has been installed correctly and that the load library is defined to the DFHRPL concatenation.
- 8105 Help program not available.
Explanation: Message issued by program ESPYCO81. The program required to process this request is not defined to the CICS region, or the load module cannot be located or loaded.
Solution: Review the status of DA in the current CICS region. Ensure that DA has been installed correctly and that the load library is defined to the DFHRPL concatenation.

- 8106 Pppppppp, xxxxxxxx, yyyyyyyy,
Explanation: Message issued by program ESPYCO81. An internal error has occurred while attempting to display the selected dump.
Solution: Preserve the contents of this message and contact Serena Customer Support for assistance.
- 8107 Pppppppp, xxxxxxxx, yyyyyyyy,
Explanation: Message issued by program ESPYCO81. An internal error has occurred while attempting to display the selected dump.
Solution: Preserve the contents of this message and contact Serena Customer Support for assistance.
- 8108 Pppppppp, xxxxxxxx, yyyyyyyy,
Explanation: Message issued by program ESPYCO81. An internal error has occurred while attempting to display the selected dump.
Solution: Preserve the contents of this message and contact Serena Customer Support for assistance.
- 8109 Pppppppp, xxxxxxxx, yyyyyyyy,
Explanation: Message issued by program ESPYCO81. An internal error has occurred while attempting to display the selected dump.
Solution: Preserve the contents of this message and contact Serena Customer Support for assistance.
- 8110 Pppppppp, xxxxxxxx, yyyyyyyy,
Explanation: Message issued by program ESPYCO81. An internal error has occurred while attempting to display the selected dump.
Solution: Preserve the contents of this message and contact Serena Customer Support for assistance.
- 8111 Pppppppp, xxxxxxxx, yyyyyyyy,
Explanation: Message issued by program ESPYCO81. An internal error has occurred while attempting to display the selected dump.
Solution: Preserve the contents of this message and contact Serena Customer Support for assistance.
- 8112 Pppppppp, xxxxxxxx, yyyyyyyy,
Explanation: Message issued by program ESPYCO81. An internal error has occurred while attempting to display the selected dump.
Solution: Preserve the contents of this message and contact Serena Customer Support for assistance.
- 8113 Pppppppp, xxxxxxxx, yyyyyyyy,
Explanation: Message issued by program ESPYCO81. An internal error has occurred while attempting to display the selected dump.
Solution: Preserve the contents of this message and contact Serena Customer Support for assistance.

- 8114 Pppppppp, xxxxxxxx, yyyyyyyy,
Explanation: Message issued by program ESPYCO81. An internal error has occurred while attempting to display the selected dump.
Solution: Preserve the contents of this message and contact Serena Customer Support for assistance.
- 8401 Command not active.
Explanation: Message issued by program ESPYCO84. The command issued is not valid from the current panel.
Solution: Issue a valid command.
- 8402 Error mapping input TIOA.
Explanation: Message issued by program ESPYCO84. An internal error has occurred while attempting to display the selected dump.
Solution: Preserve the contents of this message and contact Serena Customer Support for assistance.
- 8403 Pppppppp, xxxxxxxx, yyyyyyyy,
Explanation: Message issued by program ESPYCO84. An internal error has occurred while attempting to display the selected dump.
Solution: Preserve the contents of this message and contact Serena Customer Support for assistance.
- 8404 Pppppppp, xxxxxxxx, yyyyyyyy,
Explanation: Message issued by program ESPYCO84. An internal error has occurred while attempting to display the selected dump.
Solution: Preserve the contents of this message and contact Serena Customer Support for assistance.
- 8405 Pppppppp, xxxxxxxx, yyyyyyyy,
Explanation: Message issued by program ESPYCO84. An internal error has occurred while attempting to display the selected dump.
Solution: Preserve the contents of this message and contact Serena Customer Support for assistance.
- 8406 Pppppppp, xxxxxxxx, yyyyyyyy,
Explanation: Message issued by program ESPYCO84. An internal error has occurred while attempting to display the selected dump.
Solution: Preserve the contents of this message and contact Serena Customer Support for assistance.
- 8407 Pppppppp, xxxxxxxx, yyyyyyyy,
Explanation: Message issued by program ESPYCO84. An internal error has occurred while attempting to display the selected dump.
Solution: Preserve the contents of this message and contact Serena Customer Support for assistance.

- 8408 Pppppppp, xxxxxxxx, yyyyyyyy,
Explanation: Message issued by program ESPYCO84. An internal error has occurred while attempting to display the selected dump.
Solution: Preserve the contents of this message and contact Serena Customer Support for assistance.
- 9001 Command not active.
Explanation: Message issued by program ESPYCO90. The command issued is not valid from the current panel.
Solution: Issue a valid command.
- 9002 Error mapping input TIOA.
Explanation: Message issued by program ESPYCO90. An internal error has occurred while attempting to display the selected dump.
Solution: Preserve the contents of this message and contact Serena Customer Support for assistance.
- 9003 Help program not available.
Explanation: Message issued by program ESPYCO90. The program required to process this request is not defined to the CICS region, or the load module cannot be located or loaded.
Solution: Review the status of DA in the current CICS region. Ensure that DA has been installed correctly and that the load library is defined to the DFHRPL concatenation.
- 9004 Pppppppp, xxxxxxxx, yyyyyyyy,
Explanation: Message issued by program ESPYCO90. An internal error has occurred while attempting to display the selected dump.
Solution: Preserve the contents of this message and contact Serena Customer Support for assistance.
- 9005 Pppppppp, xxxxxxxx, yyyyyyyy,
Explanation: Message issued by program ESPYCO90. An internal error has occurred while attempting to display the selected dump.
Solution: Preserve the contents of this message and contact Serena Customer Support for assistance.
- 9006 Pppppppp, xxxxxxxx, yyyyyyyy,
Explanation: Message issued by program ESPYCO90. An internal error has occurred while attempting to display the selected dump.
Solution: Preserve the contents of this message and contact Serena Customer Support for assistance.
- 9007 Pppppppp, xxxxxxxx, yyyyyyyy,
Explanation: Message issued by program ESPYCO90. An internal error has occurred while attempting to display the selected dump.
Solution: Preserve the contents of this message and contact Serena Customer Support for assistance.

- 9009 Pppppppp, xxxxxxxx, yyyyyyyy,
Explanation: Message issued by program ESPYCO90. An internal error has occurred while attempting to display the selected dump.
Solution: Preserve the contents of this message and contact Serena Customer Support for assistance.
- 9010 Pppppppp, xxxxxxxx, yyyyyyyy,
Explanation: Message issued by program ESPYCO90. An internal error has occurred while attempting to display the selected dump.
Solution: Preserve the contents of this message and contact Serena Customer Support for assistance.
- 9011 Pppppppp, xxxxxxxx, yyyyyyyy,
Explanation: Message issued by program ESPYCO90. An internal error has occurred while attempting to display the selected dump.
Solution: Preserve the contents of this message and contact Serena Customer Support for assistance.
- 9012 Pppppppp, xxxxxxxx, yyyyyyyy,
Explanation: Message issued by program ESPYCO90. An internal error has occurred while attempting to display the selected dump.
Solution: Preserve the contents of this message and contact Serena Customer Support for assistance.

Chapter 3

Status Log Messages

ESPY9TRM,027E	Unsupported LE level X"xx" Explanation: The version of the IBM Language Environment (LE) executed by the failing batch job is not supported by StarTool DA Batch. The LE level, as extracted from the LE CEECAA control block, is reported in hexadecimal. This message is issued only when TRACE is active.
ESPYABCR,001E	Invalid or missing runtime parameter. Explanation: Invalid or missing runtime parameter. Solution: Correct the failing value and retry your request. Reference the <i>DA User's Guide</i> for details on control and use of this feature.
ESPYABCR,B11E	Error opening xxxxxxxx DCB. Explanation: An unopened DCB has been encountered. Solution: Correct the identified error and retry your request. If your request abnormally terminated, the <i>IBM Systems Codes</i> manual can be used as a diagnostic aid in determining the cause of the abend. If an IBM error or status message is present, reference the appropriate IBM message manual for additional assistance.
ESPYABD1,001E	Invalid or missing runtime parameter. Explanation: Invalid or missing runtime parameter. Solution: Correct the failing value and retry your request. Reference the <i>DA User's Guide</i> for details on control and use of this feature.
ESPYABD1,003E	Error opening DDname xxxxxxxx. Explanation: An unopened DCB has been encountered. Solution: Correct the identified error and retry your request. If your request abnormally terminated, the <i>IBM Systems Codes</i> manual can be used as a diagnostic aid in determining the cause of the abend. If an IBM error or status message is present, reference the appropriate IBM message manual for additional assistance.
ESPYABD1,004I	PCT in use = C"xxxxxxx". Explanation: Parse Control Table in use. Solution: This is an informational message. No action is required.
ESPYABD1,005E	LOAD macro error, R15=X"xxxxxxx",Module=C"xxxxxxx". Explanation: An error occurred in the IBM LOAD macro. Solution: Correct the identified error and retry your request. If your request abnormally terminated, the <i>IBM Systems Codes</i> manual can be used as a diagnostic aid in determining the cause of the abend. If an IBM error or status message is present, reference the appropriate IBM message manual for additional assistance.

- ESPYABD2,004E 02, ESPYDMPI file is empty.
Explanation: ESPYDMPI dump file is empty.
Solution: Contact Serena Customer Support for assistance.
- ESPYABD2,027E P30, SSI Fctn=xxx, RQST=xx, RC=xx ,RS=xxx, RV=xxx, SSN=xxxx, Issuer=xxxxxxxx.
Explanation: An error occurred in finding empty slot for this record in dump dataset.
Solution: Contact Serena Customer Support for assistance.
- ESPYABD2,029I P38, Output DDB_HDR record follows:
Explanation: Audit the new DDB_HDR record.
Solution: This is an informational message. No action is required.
- ESPYABD2,030E P40, DIAG_SA exceeded, S0C1 abend forced.
Explanation: Storage size exceeded.
Solution: Contact Serena Customer Support for assistance.
- ESPYABD2,034E P41, Reject,X"xxxxxxxx",xxxxxxxxxx,xxxxxxxx,St=xxxx,Cd=xxxx, P=xxxxxxxx,C=xxxxxxxx,RS=xx.
Explanation: WRK record does not belong to this dump.
Solution: Contact Serena Customer Support for assistance.
- ESPYABD2,039E A400, ULTIEVAL failure, S0C1 abend forced.
Explanation: ULTIEVAL macro failure.
Solution: Contact Serena Customer Support for assistance.
- ESPYABD2,040I A999, No dumps were selected.
Explanation: No dumps were selected
- ESPYABD2,049E I000, Invalid parameter list address: xxxxxxxx.
Explanation: Invalid runtime parameter list address.
Solution: Contact Serena Customer Support for assistance.
- ESPYABD2,050E I000, Invalid parameter list length: xxxx.
Explanation: Invalid or missing runtime parameter list length.
Solution: Contact Serena Customer Support for assistance.
- ESPYABD2,052E I000, Non-numeric RRN passed in JCL parm: xxxxx.
Explanation: Non-numeric RRN in runtime JCL parameter list.
Solution: Correct the failing value and retry your request. Reference the *DA User's Guide* for details on control and use of this feature.
- ESPYABD2,053E I000, Invalid RRN passed in JCL parm: xxxxx.
Explanation: Invalid RRN requested in runtime JCL parameter list.
Solution: Correct the failing value and retry your request. Reference the *DA User's Guide* for details on control and use of this feature.

ESPYABD2,054E	B100, Error opening xxxxxxxx ACB/DCB. Explanation: An unopened DCB was encountered. Solution: Correct the identified error and retry your request. If your request abnormally terminated, the <i>IBM Systems Codes</i> manual can be used as a diagnostic aid in determining the cause of the abend. If an IBM error or status message is present, reference the appropriate IBM message manual for additional assistance
ESPYABD2,054E	B100, Error opening xxxxxxxx ACB/DCB. Explanation: An unopened DCB was encountered. Solution: Correct the identified error and retry your request. If your request abnormally terminated, the <i>IBM Systems Codes</i> manual can be used as a diagnostic aid in determining the cause of the abend. If an IBM error or status message is present, reference the appropriate IBM message manual for additional assistance.
ESPYABD2,072E	P14 ,DA-CICS CFG file not initialized. Explanation: DA is unable to read the CFG file because it has not been initialized. Solution: The DA CFG file must be initialized prior to first use. Consult the <i>DA Installation Guide</i> for additional information.
ESPYABD2,073E	P14 ,DA-CICS transaction xx00 must be run before attempting dump capture. Explanation: DA is unable to read the CFG file because it has not been initialized. Solution: The DA CFG file must be initialized prior to first use. Consult the <i>DA Installation Guide</i> for additional information.
ESPYABD3,010E	Invalid parameter list address: xxxxxxxx. Explanation: Invalid runtime parameter list address. Solution: Correct the failing value and retry your request. Reference the <i>DA User's Guide</i> for details on control and use of this feature.
ESPYABD3,011E	Invalid parameter list length: xxxx. Explanation: Invalid runtime parameter list length. Solution: Correct the failing value and retry your request. Reference the <i>DA User's Guide</i> for details on control and use of this feature.
ESPYABD3,013E	Non-numeric RRN passed in JCL parameters. Explanation: Non-numeric RRN in runtime JCL parameter list. Solution: Correct the failing value and retry your request. Reference the <i>DA User's Guide</i> for details on control and use of this feature.
ESPYABD3,014E	Invalid RRN passed in JCL parameters. Explanation: Invalid RRN requested. Solution: Correct the failing value and retry your request. Reference the <i>DA User's Guide</i> for details on control and use of this feature.
ESPYABD3,015E	Invalid "MODE=" operand in JCL parameters. Explanation: Invalid "MODE=" operand in JCL parameters. Solution: Correct the failing value and retry your request. Reference the <i>DA User's Guide</i> for details on control and use of this feature.

- ESPYABD3,016E Insufficient JCL parameters.
Explanation: A required JCL parameter is missing.
Solution: Correct the failing value and retry your request. Reference the *DA User's Guide* for details on control and use of this feature.
- ESPYABD3,017E FC=X"xx", RQ=X"xx", RC=X"xx", RS=X"xx", RV=X"xx", SSN=xxxx, Issuer=xxxxxxxxx.
Explanation: An error occurred in the call to SSI to lock the slot of the WRK/TKF record that was identified by the caller.
Solution: Contact Serena Customer Support for assistance.
- ESPYABD3,018E Error opening xxxxxxxx DCB.
Explanation: An unopened DCB has been encountered.
Solution: Correct the identified error and retry your request. If your request abnormally terminated, the *IBM Systems Codes* manual can be used as a diagnostic aid in determining the cause of the abend. If an IBM error or status message is present, reference the appropriate IBM message manual for additional assistance.
- ESPYABD3,019E xxxxxxxx, Return_Code=xxxxxxxx.
Explanation: An unopened DCB has been encountered.
Solution: Correct the identified error and retry your request. If your request abnormally terminated, the *IBM Systems Codes* manual can be used as a diagnostic aid in determining the cause of the abend. If an IBM error or status message is present, reference the appropriate IBM message manual for additional assistance.
- ESPYABD3,020E IDCAMS failure, RC=X"xxxxxxxx"
Explanation: Error in Call IDCAMS to actually build the dump data set.
Solution: Correct the identified error and retry your request. If your request abnormally terminated, the *IBM Systems Codes* manual can be used as a diagnostic aid in determining the cause of the abend. If an IBM error or status message is present, reference the appropriate IBM message manual for additional assistance.
- ESPYABD3,021I ESPYDBI end-of-file reached.
Explanation: End-of-data reached in ESPYDBI dump file.
- ESPYABDP,001E Invalid or missing runtime parameters.
Explanation: Invalid or missing runtime parameters.
Solution: Correct the failing value and retry your request. Reference the *DA User's Guide* for details on control and use of this feature.
- ESPYABDP,006E Error opening xxxxxxxx DCB
Explanation: An unopened DCB has been encountered.
Solution: Correct the identified error and retry your request. If your request abnormally terminated, the *IBM Systems Codes* manual can be used as a diagnostic aid in determining the cause of the abend. If an IBM error or status message is present, reference the appropriate IBM message manual for additional assistance.
- ESPYABED,001E Invalid or missing runtime parameters.
Explanation: Invalid or missing runtime parameters.
Solution: Correct the failing value and retry your request. Reference the *DA User's Guide* for details on control and use of this feature.

ESPYABED,002I	Clear requested, DSN=12345678901234567890123456789012345678901234 Explanation: Clear dump data set requested. Solution: This is an informational message. No action is required.
ESPYABED,003I	Clear bypassed, DSN=12345678901234567890123456789012345678901234 Explanation: Clear was bypassed. Solution: This is an informational message. No action is required.
ESPYABED,004I	Dump cleared, DSN=12345678901234567890123456789012345678901234 Explanation: Empty the dump data set now. Solution: This is an informational message. No action is required.
ESPYABED,005E	Error opening xxxxxxxx DCB. Explanation: An unopened DCB has been encountered. Solution: Correct the identified error and retry your request. If your request abnormally terminated, the <i>IBM Systems Codes</i> manual can be used as a diagnostic aid in determining the cause of the abend. If an IBM error or status message is present, reference the appropriate IBM message manual for additional assistance.
ESPYABFM,001E	Invalid or missing runtime parameters. Explanation: Invalid or missing runtime parameters. Solution: Correct the failing value and retry your request. Reference the <i>DA User's Guide</i> for details on control and use of this feature.
ESPYABFM,002I	Dumps deleted: xxxxxxxx. Explanation: DELETE DUMPS. Solution: This is an informational message. No action is required.
ESPYABFM,003E	Error opening DDname xxxxxxxx. Explanation: An unopened DCB has been encountered. Solution: Correct the identified error and retry your request. If your request abnormally terminated, the <i>IBM Systems Codes</i> manual can be used as a diagnostic aid in determining the cause of the abend. If an IBM error or status message is present, reference the appropriate IBM message manual for additional assistance.
ESPYABLH,001I	1234567890123456789012345678901234567890123456789012345678901234567 8901234567890. Explanation: Read the next SYSIN record. Solution: This is an informational message. No action is required.
ESPYABLH,002I	SYSIN "end-of-data" reached. Explanation: SYSIN "end-of-file" reached. Solution: This is an informational message. No action is required.
ESPYABLH,003E	Error(s) encountered, reference ESPYAUDT/ESPYTRCE output for details. Explanation: Error(s) encountered in ESPYABLH processing Solution: Contact Serena Customer Support for assistance.

- ESPYABLH,006E Member selection verb encountered prior to a valid ACTION verb.
Explanation: Error found in verb processing
Solution: Contact Serena Customer Support for assistance.
- ESPYABLH,007E Requested member not found.
Explanation: Requested member not found.
Solution: Contact Serena Customer Support for assistance.
- ESPYABLH,009E The above record has an invalid operand for the "ACTION" verb.
Explanation: Invalid "ACTION" operand.
Solution: Contact Serena Customer Support for assistance.
- ESPYABLH,011E The above record has an improper usage of the "ACTION" verb.
Explanation: Improper usage of the "ACTION" verb.
Solution: Contact Serena Customer Support for assistance.
- ESPYABLH,012E Data record encountered without prior to a valid ACTION verb.
Explanation: An error was encountered in service routine processing.
Solution: Contact Serena Customer Support for assistance.
- ESPYABLH,013E Data record is invalid when in xxxxxxxxxxxxxxxx
Explanation: Data records not allowed while in the current mode.
Solution: Contact Serena Customer Support for assistance.
- ESPYABLH,014E Data records are invalid until a member has been selected.
Explanation: Data records not allowed until a member has been defined.
Solution: Contact Serena Customer Support for assistance.
- ESPYABLH,017E ESPYHLP file is empty.
Explanation: Empty file encountered
Solution: Contact Serena Customer Support for assistance.
- ESPYABLH,019I The member named above has been successfully deleted.
Explanation: Member "EOF" processing.
Solution: This is an informational message. No action is required.
- ESPYABLH,020E The member named above was requested for deletion but was not found.
Explanation: Member not found
Solution: Contact Serena Customer Support for assistance.
- ESPYABLH,021E Error opening xxxxxxxx DCB/ACB, SNAP of DCB/ACB follows:
Explanation: An unopened DCB has been encountered.
Solution: Correct the identified error and retry your request. If your request abnormally terminated, the *IBM Systems Codes* manual can be used as a diagnostic aid in determining the cause of the abend. If an IBM error or status message is present, reference the appropriate IBM message manual for additional assistance..

ESPYABLH,030E	<p>Invalid operand data in the previous input record.</p> <p>Explanation: Invalid input code(s).</p> <p>Solution: Contact Serena Customer Support for assistance.</p>
ESPYABLH,999I	<p>ESPYABLH processing is complete, RC=X"xxxxxxxx".</p> <p>Explanation: ESPYABLH processing is complete.</p> <p>Solution: This is an informational message. No action is required.</p>
ESPYABRF,001I	<p>Initialization is complete.</p> <p>Explanation: Initialization is complete.</p> <p>Solution: This is an informational message. No action is required.</p>
ESPYABRF,002I	<p>SYSIN input record: 12345678901234567890123456789012345678901234567890123456789012345678901234567890</p> <p>Explanation: Process a control record.</p> <p>Solution: This is an informational message. No action is required.</p>
ESPYABRF,004E	<p>At least one (1) ACB/DCB failed to open, OPEN R15 RC=X"xxxxxxxx".</p> <p>Explanation: An unopened DCB has been encountered.</p> <p>Solution: Correct the identified error and retry your request. If your request abnormally terminated, the <i>IBM Systems Codes</i> manual can be used as a diagnostic aid in determining the cause of the abend. If an IBM error or status message is present, reference the appropriate IBM message manual for additional assistance.</p>
ESPYABRF,005I	<p>SYSIN end-of-data reached.</p> <p>Explanation: SYSIN "End-of-data" reached.</p> <p>Solution: This is an informational message. No action is required.</p>
ESPYABRF,006E	<p>No valid ESPYTRCE DDname found in JCL.</p> <p>Explanation: Invalid DDname found in JCL.</p> <p>Solution: Correct the failing value and retry your request. Reference the <i>DA User's Guide</i> for details on control and use of this feature.</p>
ESPYABRF,007E	<p>OPEN failure for DDname xxxxxxxx, ACB/DCB follows:</p> <p>Explanation: An unopened DCB has been encountered.</p> <p>Solution: Correct the identified error and retry your request. If your request abnormally terminated, the <i>IBM Systems Codes</i> manual can be used as a diagnostic aid in determining the cause of the abend. If an IBM error or status message is present, reference the appropriate IBM message manual for additional assistance.</p>
ESPYABRF,008E	<p>DBI record not found, Key=X"xxxxxxxx,xxxxxxxx,xxxxxxxx,xxxxxxxx".</p> <p>Explanation: DBI record not found.</p> <p>Solution: Contact Serena Customer Support for assistance.</p>
ESPYABRF,009E	<p>The previous control record contains an incomplete key and has been ignored.</p> <p>Explanation: Input dump key is not complete.</p> <p>Solution: Contact Serena Customer Support for assistance.</p>

ESPYABRF,010E	Request ignored due to invalid characters within the dump key. Explanation: Invalid dump key. Solution: Contact Serena Customer Support for assistance.
ESPYABRF,300I	** SVC dump data. Explanation: Format the data in the record. Solution: This is an informational message. No action is required.
ESPYABRF,500I	** ESPYAOPE data. Explanation: Format the data in the record. Solution: This is an informational message. No action is required.
ESPYABRF,600I	** ADSA entry. Explanation: Format the data in the record. Solution: This is an informational message. No action is required.
ESPYABRF,800I	** Abending program data. Explanation: Format the data in the record. Solution: This is an informational message. No action is required.
ESPYABRF,801I	** Data extracted from the PPT. Explanation: Format the data in the record. Solution: This is an informational message. No action is required.
ESPYABRF,820I	** Data built by ESPYAOAX. Explanation: Format the data in the record. Solution: This is an informational message. No action is required.
ESPYABRF,840I	** Miscellaneous data. Explanation: Format the data in the record. Solution: This is an informational message. No action is required.
ESPYABRF,850I	** AOAX trace table. Explanation: Format the data in the record. Solution: This is an informational message. No action is required.
ESPYABRF,900I	** COBOL internal section. Explanation: Format the data in the record. Solution: This is an informational message. No action is required.
ESPYABRF,930I	** Additional AOPE data. Explanation: Format the data in the record. Solution: This is an informational message. No action is required.
ESPYABRF,999I	Execution complete, Return code=X"xxxxxxx". Explanation: Program termination Solution: This is an informational message. No action is required.

ESPYABRF ,A00I	-----Record Key-----,---Date---,--Time--,Code,- -Prog--,Vers,Tran,--User-- Explanation: Print the header line(s) Solution: This is an informational message. No action is required.
ESPYABRF ,A01I	xxxxxxxx xxxxxxxx xxxxxxxx xxxxxxxx xxxx,xxxxxxxxxx,xxxxxxxx,xxxx,xxxxxxxx,xxxx,xxxx,xxxxxxx. Explanation: Format a summary of the record. Solution: This is an informational message. No action is required.
ESPYABSD,005E	No valid directives read from SYSIN. Explanation: Invalid or missing SYSIN directives. Solution: Correct the failing values and retry your request. Reference the <i>DA User's Guide</i> for details on control and use of this feature.
ESPYABSD,006E	Invalid directive in the previous SYSIN record. Explanation: Invalid directive from previous SYSIN record. Solution: Correct the failing values and retry your request. Reference the <i>DA User's Guide</i> for details on control and use of this feature.
ESPYABSD,007E	Invalid parameter list address: X"xxxxxxx". Explanation: Invalid parameter list address. Solution: Contact Serena Customer Support for assistance.
ESPYABSD,008E	Invalid parameter list length: X"xxxx". Explanation: Invalid parameter list length. Solution: Contact Serena Customer Support for assistance.
ESPYABSD,009I	Input JCL parameter list follows: Explanation: The JCL parameter list length is valid. Solution: This is an informational message. No action is required.
ESPYABSD,010E	Non-EbcdicHex STCK passed in JCL parm: C"xxxxxxxxxxxxxxxx". Explanation: Non-EBCDIC hexadecimal STCK value passed in JCL parameter. Solution: Correct the failing values and retry your request. Reference the <i>DA User's Guide</i> for details on control and use of this feature.
ESPYABSD,015E	Error opening xxxxxxxx DCB. Explanation: An unopened DCB has been encountered. Solution: Correct the identified error and retry your request. If your request abnormally terminated, the <i>IBM Systems Codes</i> manual can be used as a diagnostic aid in determining the cause of the abend. If an IBM error or status message is present, reference the appropriate IBM message manual for additional assistance.
ESPYABSD,016E	Error opening xxxxxxxx ACB, FDBK=X"xxxxxxx". Explanation: An unopened ACB has been encountered. Solution: Correct the identified error and retry your request. If your request abnormally terminated, the <i>IBM Systems Codes</i> manual can be used as a diagnostic aid in determining the cause of the abend. If an IBM error or status message is present, reference the appropriate IBM message manual for additional assistance.

- ESPYABTR,001E LOAD macro RC=X"xxxxxxx" for xxxxxxx.
- Explanation:** Error loading module ESPYATCS into private storage.
- Solution:** Correct the identified error and retry your request. If your request abnormally terminated, the *IBM Systems Codes* manual can be used as a diagnostic aid in determining the cause of the abend. If an IBM error or status message is present, reference the appropriate IBM message manual for additional assistance.
- ESPYABTR,002E Error opening xxxxxxxx DCB, R15 RC=X"xxxxxxx".
- Explanation:** An unopened DCB has been encountered.
- Solution:** Correct the identified error and retry your request. If your request abnormally terminated, the *IBM Systems Codes* manual can be used as a diagnostic aid in determining the cause of the abend. If an IBM error or status message is present, reference the appropriate IBM message manual for additional assistance.
- ESPYALC2,041E Premature ESPYCLR EOF detected.
- Explanation:** While searching the input listing for the start of the compile output for the requested program, program ESPYALC2 detected end-of-file (EOF). Since EOF was not expected, the message indicates that the EOF was premature.
- Solution:** This error is usually caused by one of the following:
- (a) Something is wrong with the listing file. For example, the JCL has been modified and the wrong file has been passed to ESPYALC2. This kind of error can usually be corrected by the user.
 - (b) The listing is correct and ESPYALC2 was unable to detect the start of the compiler output. This error is usually encountered when the format of the compiler output has changed. Contact Serena Customer Support.
- In either case, program ESPYALC2 will produce diagnostics that should be forwarded, along with a copy of the compiler output, to Serena Customer Support.
- ESPYALC2,044E Premature ESPYCLR EOF detected.
- Explanation:** While searching the input listing for the start of the "Options in Effect" section, program ESPYALC2 detected end-of-file (EOF). Since EOF was not expected, the message indicates that the EOF was premature.
- Solution:** This error is usually caused by an unexpected change in the format of the COBOL compiler output such that ESPYALC2 was unable to detect the start of the "Options in Effect" section. Program ESPYALC2 will produce diagnostics that should be forwarded, along with a copy of the compiler output, to Serena Customer Support.
- ESPYALC2,045E Premature ESPYCLR EOF detected.
- Explanation:** While searching the input listing for the start of the "Options in Effect" section, program ESPYALC2 detected end-of-file (EOF). Since EOF was not expected, the message indicates that the EOF was premature.
- Solution:** This error is usually caused by an unexpected change in the format of the COBOL compiler output such that ESPYALC2 was unable to detect the start of the "Options in Effect" section. Program ESPYALC2 will produce diagnostics that should be forwarded, along with a copy of the compiler output, to Serena Customer Support.

ESPYAMB1,005E	"Hot start" requested but SLDE contains invalid ESST address, SLDE follows: Explanation: Invalid ESST address in SLDE. Solution: Contact Serena Customer Support for assistance.
ESPYAMB1,006E	Associated MLWA follows: Explanation: Display associated MLWA if invalid ESST address in SLDE. Solution: Contact Serena Customer Support for assistance.
ESPYAMB1,007I	Waiting for the xxxx ESST to be released. Explanation: Wait for 10 seconds to see if the current users will complete processing. Solution: This is an informational message. No action is required.
ESPYAMB1,008I	Releasing xxxx ESST even though use-count is non-zero. Explanation: Release storage owned by the previous ESST. Solution: This is an informational message. No action is required.
ESPYAMB5,003E	LOAD macro failure, ID=xxxxxxx, R15 RC=X"xxxxxxx". Explanation: IBM load macro failure. Solution: Correct the identified error and retry your request. If your request abnormally terminated, the <i>IBM Systems Codes</i> manual can be used as a diagnostic aid in determining the cause of the abend. If an IBM error or status message is present, reference the appropriate IBM message manual for additional assistance.
ESPYAMB5,005E	Invalid module name, MLWA follows: Explanation: Invalid module name. Solution: Contact Serena Customer Support for assistance.
ESPYAMB5,006E	MID follows: Explanation: Invalid MID length. Solution: Contact Serena Customer Support for assistance.
ESPYAMB5,007I	DELETE issued for C"xxxxxxx" ,R15 RC=X"xxxxxxx". Explanation: Delete issued. Solution: This is an informational message. No action is required.
ESPYAMB6,003E	Invalid request code follows: Explanation: Invalid request code. Solution: Contact Serena Customer Support for assistance.
ESPYAMB7,005E	"Hot start" requested but SLDE contains invalid ESRT address. Explanation: Invalid ESRT address. Solution: Contact Serena Customer Support for assistance.
ESPYAMB7,006E	Associated SLDE follows: Explanation: Invalid SLDE address. Solution: Contact Serena Customer Support for assistance.

- ESPYAMB7,007E Associated MLWA follows:
Explanation: Display associated MLWA if invalid ESST address in SLDE.
Solution: Contact Serena Customer Support for assistance.
- ESPYAMB7,008I Waiting for the xxxx ESRT to be released.
Explanation: Wait for 10 seconds to see if the current users will complete processing.
Solution: This is an informational message. No action is required.
- ESPYAMB7,009E Releasing xxxx ESRT even though use-count is non-zero.
Explanation: Releasing ESRT even though there aren't any current users.
Solution: Contact Serena Customer Support for assistance.
- ESPYAMB8,006E System interface installation error, R15 RC=X"xxxxxxx"
Explanation: Error in SVCUPDTE macro.
Solution: Correct the identified error and retry your request. If your request abnormally terminated, the *IBM Systems Codes* manual can be used as a diagnostic aid in determining the cause of the abend. If an IBM error or status message is present, reference the appropriate IBM message manual for additional assistance.
- ESPYAMB8,007E System interface activation error, R15 RC=X"xxxxxxx"
Explanation: SVC activation failure.
Solution: Correct the identified error and retry your request. If your request abnormally terminated, the *IBM Systems Codes* manual can be used as a diagnostic aid in determining the cause of the abend. If an IBM error or status message is present, reference the appropriate IBM message manual for additional assistance.
- ESPYAMB8,008E System interface de-activation error, R15 RC=X"xxxxxxx"
Explanation: SVC de-activation failure.
Solution: Correct the identified error and retry your request. If your request abnormally terminated, the *IBM Systems Codes* manual can be used as a diagnostic aid in determining the cause of the abend. If an IBM error or status message is present, reference the appropriate IBM message manual for additional assistance.
- ESPYAMBJ,001I DA xxxx Registration Table (ESRT) follows:
Explanation: Locate the ESRT.
Solution: This is an informational message. No action is required.
- ESPYAMD1,001I ESPYAMD1 entered.
Explanation: ESPYAMD1 module entered.
Solution: This is an informational message. No action is required.
- ESPYAMD1,054I Dispatcher Cmd=S
12345678901234567890123456789012345678901234567890123456789012345
2345678901234567890123456789012345678901234567890123456789012345
Explanation: Initialize the table that will contain the MSGDEF pointers that will be passed to ULTISNP.
Solution: This is an informational message. No action is required.

ESPYAMD1,068E	xxx entry unusable,A=X"xxxxxxx",Contents=X" xxxxxx/xxxxxxx". Explanation: DA has found an invalid record indicator. Solution: The function requested by the invalid record will not be processed until the workload server is terminated and restarted.
ESPYAMD2,005E	Input ESRT SLDE contains invalid ESRT address, input SLDE follows: Explanation: Invalid ESRT address in SLDE Solution: Contact Serena Customer Support for assistance.
ESPYAMD2,006E	Error calculating ESRT table address, input SLD follows: Explanation: Error detected calculating the ESRT table section address. Solution: Contact Serena Customer Support for assistance.
ESPYAMD2,009I	xxxx ESRT maintenance is complete. Explanation: Document the completion of the ESRT maintenance. Solution: This is an informational message. No action is required.
ESPYAMD3,001I	ESPYAMD3 entered, Request code=X"xx". Explanation: Format the request code. Solution: This is an informational message. No action is required.
ESPYAMD3,002E	Invalid request code follows: Explanation: Invalid request code. Solution: Contact Serena Customer Support for assistance.
ESPYAMD3,999I	ESPYAMD3 module exit, R15 return code=X"xxxxxxx". Explanation: Display the service routine was return code. Solution: This is an informational message. No action is required.
ESPYAMD3,B21E	Phase_1 initialization not yet performed, AUTOCMD request ignored. Explanation: Phase_1 initialization not performed. Solution: Contact Serena Customer Support for assistance.
ESPYAMD3,B22E	Invalid CMDDEF_CMD_TYPE, CMDDEF follows: Explanation: Invalid CMDDEF_CMD_TYPE, CMDDEF. Solution: Contact Serena Customer Support for assistance.
ESPYAMD3,B23E	CYCLE USCB is not BINTVL format, USCB follows: Explanation: CYCLE USCB is not BINTVL format. Solution: Contact Serena Customer Support for assistance.
ESPYAMD3,B24E	Invalid CMDDEF_NEXT_CELL, CMDDEF follows: Explanation: Invalid CMDDEF_NEXT_CELL. Solution: Contact Serena Customer Support for assistance.
ESPYAMD3,B31E	Phase_1 initialization not yet performed, AUTOCMD request ignored. Explanation: Phase_1 initialization not performed. Solution: Contact Serena Customer Support for assistance.

- ESPYAMD3 ,B32E Invalid CDPL_CMD_TEXT_ADDR: X"xxxxxxxx".
Explanation: Invalid CDPL_CMD_TEXT_ADDR.
Solution: Contact Serena Customer Support for assistance.
- ESPYAMD3 ,B33E Invalid CDPL_CMD_TEXT_LV: X"xxxxxxxx".
Explanation: Invalid CDPL_CMD_TEXT_LV.
Solution: Contact Serena Customer Support for assistance.
- ESPYAMD3 ,B34E Invalid CDPL_INTERVAL_ADDR: X"xxxxxxxx".
Explanation: Invalid CDPL_INTERVAL_ADDR.
Solution: Contact Serena Customer Support for assistance.
- ESPYAMD3 ,B35E Invalid CDPL_CVPL_ADDR: X"xxxxxxxx".
Explanation: Invalid CDPL_CVPL_ADDR.
Solution: Contact Serena Customer Support for assistance.
- ESPYAMD3 ,B36E Invalid cell address returned by "CPOOL GET": X"xxxxxxxx".
Explanation: Invalid cell address returned by the "CPOOL GET" macro.
Solution: Contact Serena Customer Support for assistance.
- ESPYAMD3 ,B41E Phase_2 initialization not yet performed.
Explanation: Phase_2 initialization not performed.
Solution: Contact Serena Customer Support for assistance.
- ESPYAMD3 ,B42E Invalid CMDDEF_NEXT_CELL, CMDDEF follows:
Explanation: Invalid CMDDEF_NEXT_CELL, CMDDEF.
Solution: Contact Serena Customer Support for assistance.
- ESPYAMD3 ,B44E ASCRE macro R15 RC=X"xxxxxxxx", R0 reason code=X"xxxxxxxx".
Explanation: ASCRE macro failure.
Solution: Contact Serena Customer Support for assistance.
- ESPYAMD3 ,B46I AUTOCMD
cmd=123456789012345678901234567890123456789012345678901234567890123456
Explanation: Display the ASCRE macro return code.
Solution: This is an informational message. No action is required.
- ESPYAMD3 ,B51E Phase_2 initialization not yet performed, CPOOL_SNAP request ignored.
Explanation: Phase_2 initialization not yet performed.
Solution: Contact Serena Customer Support for assistance.
- ESPYAMD3 ,B52E Invalid CMDDEF_NEXT_CELL, CMDDEF follows:
Explanation: Invalid CMDDEF_NEXT_CELL.
Solution: Contact Serena Customer Support for assistance.
- ESPYAMD3 ,002E Error obtaining TFST record.
Explanation: Error getting exclusive access to the indicated record.
Solution: Contact Serena Customer Support for assistance.

ESPYAMDX,003E	<p>Error converting record number to TFST entry address.</p> <p>Explanation: Error converting record number to an ESST entry address.</p> <p>Solution: Contact Serena Customer Support for assistance.</p>
ESPYAMDX,004E	<p>Error updating TFST status.</p> <p>Explanation: Error setting record status to "unused".</p> <p>Solution: Contact Serena Customer Support for assistance.</p>
ESPYAMDX,005E	<p>Error updating TFST status.</p> <p>Explanation: Error setting record status to "incomplete".</p> <p>Solution: Contact Serena Customer Support for assistance.</p>
ESPYAMDX,006I	<p>UTOKEN data area address follows:</p> <p>Explanation: Display UTOKEN data area.</p> <p>Solution: This is an informational message. No action is required.</p>
ESPYAMDX,007I	<p>ESPYESSI parameter list follows:</p> <p>Explanation: ESSI parameter list.</p> <p>Solution: This is an informational message. No action is required.</p>
ESPYAMI1,001I	<p>2345678901234567890123456789012345678901234567890123456789012345678901234567890</p> <p>Explanation: Display a control record from the SYSIN DCB.</p> <p>Solution: This is an informational message. No action is required.</p>
ESPYAMI1,002I	<p>SYSIN end-of-data reached.</p> <p>Explanation: SYSIN end-of-data reached.</p> <p>Solution: This is an informational message. No action is required.</p>
ESPYAMI1,003E	<p>** - Error - **, Previous record has invalid verb.</p> <p>Explanation: While processing user requests from SYSIN, the DA Workload Server has found an invalid command.</p> <p>Solution: Correct the failing values and retry your request. Reference the DA User's Guide for details on control and use of this feature.</p>
ESPYAMI1,004E	<p>** - Error - **, Invalid SSN prefix coded.</p> <p>Explanation: The SSN prefix coded on a SYSIN command is invalid.</p> <p>Solution: Correct the entry and retry your request. Reference the DA User's Guide for details on control and use of this feature.</p>
ESPYAMI1,005E	<p>** - Error - **, SSN suffix is non-numeric.</p> <p>Explanation: The SSN suffix coded on a SYSIN command is not numeric.</p> <p>Solution: Correct the entry and retry your request. Reference the DA User's Guide for details on control and use of this feature.</p>

- ESPYAMI1,006E **** - Error -****, The above control record has an invalid format.
Explanation: While processing user requests from SYSIN, the DA Workload Server has found a command with an invalid format.
Solution: Correct the failing values and retry your request. Reference the DA User's Guide for details on control and use of this feature.
- ESPYAMI1,007E **** - Error -****, The above control record has a non-numeric input value.
Explanation: Non-numeric input.
Solution: Contact Serena Customer Support for assistance.
- ESPYAMI1,008E **** - Error -****, The above control record has a non-numeric input time value.
Explanation: Non-numeric input found.
Solution: Contact Serena Customer Support for assistance.
- ESPYAMI1,009E **** - Error -****, The above control record has an invalid "hh" time value.
Explanation: Invalid "hh" value.
Solution: Contact Serena Customer Support for assistance.
- ESPYAMI1,010E **** - Error -****, The above control record has an invalid "mm" time value.
Explanation: Invalid "mm" value.
Solution: Contact Serena Customer Support for assistance.
- ESPYAMI1,011E **** - Error -****, The above control record has an invalid "ss" time value.
Explanation: Invalid "ss" value.
Solution: Contact Serena Customer Support for assistance.
- ESPYAMI1,012E **** - Error -****, The above control record has an invalid "th" time value.
Explanation: Invalid "th" value.
Solution: Contact Serena Customer Support for assistance.
- ESPYAMI1,013E **** - Error -****, The above control record has insufficient operands.
Explanation: Insufficient operands.
Solution: Contact Serena Customer Support for assistance.
- ESPYAMI1,014E **** - Error -****, A request to deactivate the ChangeMan interface must be in the first value.'
Explanation: Value requesting CMN support not be active is not in the first byte.
Solution: Contact Serena Customer Support for assistance.
- ESPYAMI1,B23E Invalid VT address passed to B2000.
Explanation: Invalid VT address.
Solution: Contact Serena Customer Support for assistance.

ESPYAMOI,002E	Invalid request code,A=X"xxxxxxx",Value=X"xx",C"x". Explanation: The request entered by the operator was invalid. Solution: Re-enter the request correctly.
ESPYAMOI,004E	QEDIT R15 return code=X"xxxxxxx". Explanation: An internal error has occurred while processing an operator request. Solution: Contact Serena Customer Support for assistance.
ESPYAMOI,005E	QEDIT error while setting the command limit t- 1,R15=X"xxxxxxx". Explanation: An internal error has occurred while processing an operator request. Solution: Contact Serena Customer Support for assistance.
ESPYAMOI,010E	Operator input has invalid verb. Explanation: The request entered by the operator was invalid. Solution: Re-enter the request correctly.
ESPYAMOI,011I	1234567890123456789012345678901234567890123456789012345 Explanation: Display operator command. Solution: This is an informational message. No action is required.
ESPYAMOI,017E	The previous operator command has an invalid operand format. Explanation: The request entered by the operator was invalid. Solution: Re-enter the request correctly.
ESPYAMOI,018E	The previous operator command has an invalid operand length. Explanation: The request entered by the operator was invalid. Solution: Re-enter the request correctly.
ESPYAMOI,019I	OK Explanation: Issues a command completion "OK" message. Solution: This is an informational message. No action is required.
ESPYAMOI,022I	System interface xxxxxxxx state update completed. Explanation: Display system interface state update complete. Solution: This is an informational message. No action is required.
ESPYAMOI,023I	Previous state xxx, Current state: xxx. Explanation: Display system interface states. Solution: This is an informational message. No action is required.
ESPYAMOI,027E	MID data area follows: Explanation: An internal error has occurred. Solution: Message ESPYAMOI,028E will always be issued along with this message. See the description of ESPYAMOI,028E for details.

- ESPYAMOI,028E MLWA data area follows:
Explanation: This message is a companion to ESPYAMOI,027E and contains diagnostic information.
Solution: Save the information in this message, along with the job log for the workload server, and contact Serena Customer Support for assistance.
- ESPYAMOI,032E Unknown SVC hook ,SVCT=X"xxxxxxxx"/X"xxxxxxxx" ,EPAs=X"xxxxxxxx"/X"xxxxxxxx" .
Explanation: An internal error has occurred.
Solution: Contact Serena Customer Support for assistance.
- ESPYAMOI,039E xxxxxxxx ACB is not open.
Explanation: The DA Tickler File was unavailable for processing.
Solution: Ensure that the tickler file is correctly defined to DA. Review the job log for any system errors and verify that the file has been correctly defined and is available to DA. If the file has been defined and allocated correctly, contact Serena Customer Support for assistance.
- ESPYAMOI,040E ULTICALL failure in calling the SSI.
Explanation: An internal error has occurred.
Solution: Contact Serena Customer Support for assistance.
- ESPYAMOI,041E Non-zero DA SSI return code,Return code and reason code follow:
Explanation: An internal error has occurred.
Solution: Message ESPYAMOI,042E will always be issued along with this message. See the description of ESPYAMOI,042E for details.
- ESPYAMOI,042E ESPYASSI ESPYESSI parameter list follows:
Explanation: This message is a companion to ESPYAMOI,041E and contains diagnostic information.
Solution: Save the information in this message, along with message ESPYAMOI,041E, and the job log for the workload server, and contact Serena Customer Support for assistance.
- ESPYAMOI,044E TFST record status (x) does not match input from operator command.
Explanation: The record status in the tickler file does not match the record status entered on the operator command.
Solution: Review the operator command for accuracy and reissue the correct command.
- ESPYAMOI,050E Reload failure for C"xxxxxxxx",Reference WLS output for details.',VTX=(,(NAME,26,8)) Name of failing module.
Explanation: An internal failure has occurred.
Solution: Contact Serena Customer Support for assistance.
- ESPYAMOI,051I C"xxxxxxxx" reloaded, A=X"xxxxxxxx", MID=Cxxxx,xxxxxxxx,xxxxxxxx,xxxxx".
Explanation: "RELOAD" processor.
Solution: This is an informational message. No action is required.

ESPYAMON,001I	<p>DA-Base WLS startup is in progress, MVS FMID=xxxxxxx, 1234567890123456789.</p> <p>Explanation: DFP processing.</p> <p>Solution: This is an informational message. No action is required.</p>
ESPYAMON,002E	<p>DA-Base Workload Server is not APF authorized.</p> <p>Explanation: During startup, the DA workload server tests to ensure that it is running in an APF authorized state. This instance of the workload server is not authorized, so startup is terminated.</p> <p>Solution: Ensure that DA workload server is running from libraries that have been properly authorized. Consult you z/OS systems programmer for assistance in marking the DA load library as APF authorized.</p>
ESPYAMON,003E	<p>UNABLE TO OPEN ESPYAUDT DD.</p> <p>Explanation: During initialization, DA was unable to open the ESPYAUDT DD.</p> <p>Solution: The ESPYAUDT DD statement is required by the DA Workload Server. Identify the cause of the open failure and restart the Workload Server.</p>
ESPYAMON,004I	<p>EMCT, A=X"xxxxxxx",Name=C"xxxxxxx",Gen=(xxxxxxx,xxxxx),Level=xxxxxxx.</p> <p>Explanation: Define EMCT addressability</p> <p>Solution: This is an informational message. No action is required.</p>
ESPYAMON,011E	<p>Unrecognized JCL parameter # xxxx, Data=C.</p> <p>Explanation: One or more of the parameters passed to the workload server via the PARM field of the workload server JCL was invalid.</p> <p>Solution: Correct the invalid parameters and restart the workload server. Reference the <i>DA User's Guide</i> for details.</p>
ESPYAMON,012E	<p>JCL parameter missing: EMCT=</p> <p>Explanation: EMCT parameter not coded.</p> <p>Solution: The EMCT parameter is required by the Workload Server. Consult the <i>DA User's Guide</i> for details on control and use of this feature.</p>
ESPYAMON,013E	<p>JCL parameter # xxxx has invalid length: X</p> <p>Explanation: Invalid parameter length.</p> <p>Solution: Correct the invalid parameter and retry your request. Reference the <i>DA User's Guide</i> for details on control and use of this feature</p>
ESPYAMON,016E	<p>VTE at X"xxxxxxx" has invalid service: X"xxxxxxx", S0C1 abend forced.</p> <p>Explanation: An unrecoverable error has occurred.</p> <p>Solution: Preserve the system dump created for the forced S0C1 abend in DA, along with all output available from the abending user job, and contact Serena Customer Support for assistance.</p>
ESPYAMON,040E	<p>SYSIN DCB "OPEN" failure.</p> <p>Explanation: During initialization, DA was unable to open the SYSIN DD.</p> <p>Solution: The SYSIN DD statement is required by the DA Workload Server. Identify the cause of the open failure and restart the Workload Server.</p>

- ESPYAMON,041E SYSPRINT DCB "OPEN" failure.
Explanation: During initialization, DA was unable to open the SYSPRINT DD.
Solution: The SYSPRINT DD statement is required by the DA Workload Server. Identify the cause of the open failure and restart the Workload Server.
- ESPYAMON,060E No DA products requested.
Explanation: An internal failure has occurred in Workload Server initialization.
Solution: Contact Serena Customer Support for assistance.
- ESPYAMON,061E Internal error in service xxxx
Explanation: Module ESPYAMON has detected an internal program error in the noted service routine.
Solution: Contact Serena Customer Support for assistance.
- ESPYAMON,062E Internal error in service xxxx
Explanation: Module ESPYAMON has detected an internal program error in the noted service routine.
Solution: Contact Serena Customer Support for assistance.
- ESPYAMON,063E Not authorized for product DA xxxx
Explanation: Product StarTool DA "xxxx" was requested, but the user is not authorized to use the product or product option. Workload Server termination is forced.
Solution: Verify that the correct product license is being used. If the error persists, contact Serena Customer Support for assistance.
- ESPYAMON,070E DA Workload Server serialization failure, ENQ macro RC=X"xx".',
Explanation: An internal failure has occurred in the workload server.
Solution: Contact Serena Customer Support for assistance.
- ESPYAMON,071E Another Workload Server using subsystem C"xxxx" is already active.
Explanation: An attempt has been made to initialize a DA Workload Server for subsystem "xxxx" while a Workload Server is already active for this subsystem. Initialization is terminated.
Solution: Only one Workload Server can be active for any subsystem. If a new instance of the workload server is required, stop the currently active server before attempting to initialize the new instance of the server.
- ESPYAMON,080E ESPYDBI key length error, File key length=X"xxxx", Program key length=X"xxxx".
Explanation: The DBI file assigned by the ESPYDBI DD statement in the Workload Server JCL has an invalid record key length. DA Workload Server initialization is terminated.
Solution: Ensure that the correct DBI file is referenced in the Workload Server JCL. If the JCL is correct, contact Serena Customer Support for assistance.
- ESPYAMON,301I DA xxxx xxxx Workload Server is now re-activated.
Explanation: Workload Server is now re-activated.
Solution: This is an informational message. No action is required.

ESPYAMON,311E	ESCT does not support required feature set. Explanation: One or more products requested are not authorized for this CPU. Solution: Contact Serena Customer Support for assistance.
ESPYAMON,340I	DA xxxx xxxx Workload Server xxxx startup is in progress. Explanation: Workload Server startup is in progress. Solution: This is an informational message. No action is required.
ESPYAMON,501I	ESPYAMON is already non-swappable. Explanation: Determine whether or not the WLS address space is non-swappable already. Solution: This is an informational message. No action is required.
ESPYAMON,502I	Non_swappable attribute set via SYSEVENT macro. Explanation: Request the "DONTSWAP" service. Solution: This is an informational message. No action is required.
ESPYAMON,503E	SYSEVENT error return code=X"xxxxxxx". Explanation: An internal failure has occurred in the DA Workload Server. Solution: Contact Serena Customer Support for assistance.
ESPYAMON,504I	Non_swappable attribute set manually. Explanation: Force the setting of the NSW attribute in the OUCB. Solution: This is an informational message. No action is required.
ESPYAMON,505I	DA xxxx subsystem xxxx WLS is now active in xxxx mode. Explanation: Display a "subsystem active" message. Solution: This is an informational message. No action is required.
ESPYAMON,506I	DA xxxx xxxx Workload Server startup is complete. Explanation: WLS startup is complete. Solution: This is an informational message. No action is required.
ESPYAMON,507E	Subsystem search resource ENQ failure,R15 RC=X"xx".' Explanation: An internal failure has occurred in the DA Workload Server. Solution: Contact Serena Customer Support for assistance.
ESPYAMON,508I	Subsystem search resource unavailable,Retry DINTVL=C"xxxxxxx". Explanation: Resource already in use. Solution: This is an informational message. No action is required.
ESPYAMON,509E	Subsystem search resource unavailable. Explanation: An internal failure has occurred in the DA Workload Server. Solution: Contact Serena Customer Support for assistance.

- ESPYAMON,513E Existing ESCT follows:
Explanation: An error has occurred during DA Workload Server startup that will prevent the workload server from initializing. Previous messages have been issued to state the specific cause of the failure. This message contains important status information that must be retained for problem resolution.
Solution: Retain the job logs and all output from this failure, and contact Serena Customer Support for assistance.
- ESPYAMON,514E DBIL RDJFCB failure, R15 RC=X"xx".
Explanation: An internal error has occurred in the DA Workload Server.
Solution: Contact Serena Customer Support for assistance.
- ESPYAMON,603E Command dispatching terminated due to fatal error.
Explanation: An internal error has occurred in the DA Workload Server.
Solution: Contact Serena Customer Support for assistance.
- ESPYAMON,611I DA ChangeMan Sub-System "X" is being checked.
Explanation: The Workload Server (WLS) is determining whether ChangeMan ZMF subsystem "X" is currently active.
- ESPYAMON,612W DA ChangeMan Sub-System "X" is not active.
Explanation: The Workload Server (WLS) has determined that ChangeMan ZMF subsystem "X" is currently not active. It will be dropped from the WLS active subsystem list. Dumps taken while the subsystem is inactive will not include ChangeMan ZMF information from this subsystem.
Solution: Activate the ChangeMan ZMF subsystem. Then issue the DA command CMN_SSID=X (where "X" is the activated ZMF subsystem ID). This command requests that WLS recheck the active status of the named ChangeMan ZMF subsystem and update its active subsystem list accordingly.
- ESPYAMON,613I DA ChangeMan Sub-System "X" is active.
Explanation: The Workload Server (WLS) has determined that ChangeMan ZMF subsystem "X" is currently active. It will be retained in the WLS active subsystem list.
- ESPYAMON,621W DA ChangeMan Sub-System is not available.
Explanation: The DA ChangeMan integration feature has not been enabled for this Workload Server (WLS).
Solution: Verify that the WLS is active and that it has been properly configured to include the ChangeMan integration feature.
- ESPYAMON,622W DA ChangeMan Sub-System has no active entries.
Explanation: The Workload Server (WLS) has determined that none of the ChangeMan ZMF subsystems in the configured list are currently active. All ZMF subsystems will be dropped from the WLS active subsystem list. ChangeMan ZMF information is not available for analysis in DA.
Solution: Activate one or more ChangeMan ZMF subsystems. Then issue the DA command CMN_SSID={list}, where [list] denotes a list of ZMF subsystem IDs that you want to access from within DA. This command requests that WLS recheck the active status of the named ChangeMan ZMF subsystems and update its active subsystem list accordingly.

ESPYAMON,704E	<p>ESPYAS12 de-activation failure, OPERSRVC R15 RC=X"xxxxxxxx".</p> <p>Explanation: An internal error has occurred in the DA Workload Server.</p> <p>Solution: Contact Serena Customer Support for assistance.</p>
ESPYAMON,B44E	<p>ETCON macro error, R15=X"xxxxxxxx", R0=X"xxxxxxxx"</p> <p>Explanation: An internal error has occurred in the DA Workload Server.</p> <p>Solution: Contact Serena Customer Support for assistance.</p>
ESPYAMON,C10E	<p>DA Workload Server startup attempt aborted.</p> <p>Explanation: A request to initialize the DA Workload Server has failed. Messages have previously been issued detailing the specific cause of the failure.</p> <p>Solution: Review all other messages issued during this startup attempt. Follow the guidelines for these messages to determine the cause of the startup failure.</p>
ESPYAMON,C13E	<p>DA AMCD unavailable, No cleanup performed.</p> <p>Explanation: DA Workload Server was unable to shut down cleanly due to an internal error.</p> <p>Solution: Contact Serena Customer Support for assistance.</p>
ESPYAMON,E10E	<p>**----- DA Workload Server Abend Detected -----**</p> <p>Explanation: An unhandled condition has occurred in the Workload Server.</p> <p>Solution: Contact Serena Customer Support for assistance.</p>
ESPYAMON,E11E	<p>SDWA not present, no diagnostics will be produced.</p> <p>Explanation: The DA Workload Server abend handler routine was entered following an abend, but no diagnostic information was provided by the system.</p> <p>Solution: Contact Serena Customer Support for assistance.</p>
ESPYAMON,E20I	<p>Abend code=X"xxxxxxxx", Pgm=C"xxxxxxxx", Epa=X"xxxxxxxx", Offset=X"xxxxxxxx".</p> <p>Explanation: Abend audit processing.</p> <p>Solution: This is an informational message. No action is required.</p>
ESPYAMON,E22I	<p>PSW=X"xxxxxxxx xxxxxxxx", ILC=X"xx", IC=X"xxxx", Trns Excptn Addr=X"xxxxxxxx".</p> <p>Explanation: Build diagnostic message</p> <p>Solution: This is an informational message. No action is required.</p>
ESPYAMON,E23I	<p>Data at X"xxxxxxxx": "xxxxxxxx xxxxxxxx xxxxxxxx xxxxxxxx xxxxxxxx".</p> <p>Explanation: Build diagnostic message, 5 words of context data at the interrupt address.</p> <p>Solution: This is an informational message. No action is required.</p>
ESPYAMS1,001I	<p>-----</p> <p>Explanation: Display the "separator" message</p> <p>Solution: This is an informational message. No action is required.</p>

- ESPYAMS1,010I General Product Information : -----
Explanation: Display the header message
Solution: This is an informational message. No action is required.
- ESPYAMS1,011I Subsystem status: xxxxxxxx
Explanation: Display Subsystem status
Solution: This is an informational message. No action is required.
- ESPYAMS1,012I Subsystem name: xxxx
Explanation: Display Subsystem name.
Solution: This is an informational message. No action is required.
- ESPYAMS1,013I Product version number: xxxx
Explanation: Display product version number.
Solution: This is an informational message. No action is required.
- ESPYAMS1,014I Startup mode(s): xxxx,xxxx
Explanation: Display product startup/execution modes.
Solution: This is an informational message. No action is required.
- ESPYAMS1,015I Trace flag bytes: xx,xx,xx,xx
Explanation: Display product trace flags.
Solution: This is an informational message. No action is required.
- ESPYAMS1,016I MVS FMID number: xxxxxxxx
Explanation: Display MVS FMID number.
Solution: This is an informational message. No action is required.
- ESPYAMS1,017I 12345678901234567890: xxxx', VTX=((DMGT_ID,07,20), DFP/DFSMS
 identifier,REL,35,4)) DFP release number Length:
Explanation: Display the MVS release data
Solution: This is an informational message. No action is required.
- ESPYAMS1,019I ESCT maintenance level: xxxxxxxxx
Explanation: Display the ESCT level.
Solution: This is an informational message. No action is required.
- ESPYAMS1,020I DA-Base Control Blocks:
Explanation: Product control block messages.
Solution: This is an informational message. No action is required.
- ESPYAMS1,021I xxxx(-----) A(-----),S(--),L(-----)
Explanation: Table SLDE display for DA control table ESCT.
Solution: This is an informational message. No action is required.
- ESPYAMS1,022I xxxx(-----) A(-----),S(--),L(-----)
Explanation: Table SLDE display for DA serialization table.
Solution: This is an informational message. No action is required.

ESPYAMS1,023I	xxxx(-----) A(-----) ,S(--),L(-----) Explanation: Table SLDE display for DA registration table. Solution: This is an informational message. No action is required.
ESPYAMS1,024I	xxxx(-----) A(-----) ,S(--),L(-----) Explanation: Table SLDE display for DA CPOOL work area. Solution: This is an informational message. No action is required.
ESPYAMS1,030I	Product Subsystem Functions: Explanation: Display product subsystem function routine messages. Solution: This is an informational message. No action is required.
ESPYAMS1,031I	MOD(xxxxxxxx) Flags(--),Subscript(--),SLDE : -----,-----/----- -----,----- MID : -----,-----,-----,----- Explanation: Display function routine, status display message, SLDE display message, and MID display message for DA control table ESCT. Solution: This is an informational message. No action is required.
ESPYAMS1,032I	MOD(xxxxxxxx) Flags(--),Subscript(--),SLDE : -----,-----/----- -----,----- MID : -----,-----,-----,----- Explanation: Display function routine, status display message, SLDE display message, and MID display message for DA serialization table. Solution: This is an informational message. No action is required.
ESPYAMS1,033I	MOD(xxxxxxxx) Flags(--),Subscript(--),SLDE : -----,-----/----- -----,----- MID : -----,-----,-----,----- Explanation: Display function routine, status display message, SLDE display message, and MID display message for DA registration table. Solution: This is an informational message. No action is required.
ESPYAMS1,034I	MOD(xxxxxxxx) Flags(--),Subscript(--),SLDE : -----,-----/----- -----,----- MID : -----,-----,-----,----- Explanation: Display function routine, status display message, SLDE display message, and MID display message for DA CPOOL work area. Solution: This is an informational message. No action is required.
ESPYAMS1,040I	Product System Interfaces: Explanation: Display product system interfaces messages. Solution: This is an informational message. No action is required.
ESPYAMS1,041I	MOD(xxxxxxxx) Flags(--),SLDE : -----,----- MID : -----,----- -----,-----,----- Explanation: Display interface routine, status display message, SLDE display message, and MID display message for DA control table ESCT. Solution: This is an informational message. No action is required.

- ESPYAMS1,042I MOD(XXXXXXXX) Flags(--) SLDE : -----,----- MID : -----,-----
 --,-----,-----
Explanation: Display interface routine, status display message, SLDE display message, and MID display message for DA serialization table.
Solution: This is an informational message. No action is required.
- ESPYAMS1,043I MOD(XXXXXXXX) Flags(--) SLDE : -----,----- MID : -----,-----
 --,-----,-----
Explanation: Display interface routine, status display message, SLDE display message, and MID display message for DA registration table.
Solution: This is an informational message. No action is required.
- ESPYAMS1,044I MOD(XXXXXXXX) Flags(--) SLDE : -----,----- MID : -----,-----
 --,-----,-----
Explanation: Display interface routine, status display message, SLDE display message, and MID display message for DA CPOOL work area.
Solution: This is an informational message. No action is required.
- ESPYAMS1,050I Product Service Modules:
Explanation: Display the MID data for each module defined in the MLWA_DIR.
Solution: This is an informational message. No action is required.
- ESPYAMS1,051I ----- : -----,-----,-----,-----
Explanation: Display the product service module status message .
Solution: This is an informational message. No action is required.
- ESPYAMS1,060I ESCT SYSIN control data :
Explanation: Display the SYSIN control data.
Solution: This is an informational message. No action is required.
- ESPYAMS1,070I Retry_count: xxxx (Hex)
Explanation: "RETRY_COUNT" display.
Solution: This is an informational message. No action is required.
- ESPYAMS1,071I CICS_ESRT_entry_count: xxxx (Hex)
Explanation: "CICS_ESRT_ENTRY_COUNT" display.
Solution: This is an informational message. No action is required.
- ESPYAMS1,072I DA Batch EMCT: xxxxxxxx
Explanation: DA-Batch EMCT name display.
Solution: This is an informational message. No action is required.

ESPYAMS1,073I	<p>ChangeMan SSID array: xxxxxxxxxxxxxxxxxxxxxxxxxxxxxxxxxxxx.</p> <p>Explanation: This message is issued at Workload Server (WLS) startup if the ChangeMan ZMF integration is installed. It is also issued when the user enters the CMN_SSID={list} command. The ChangeMan ZMF subsystem IDs listed in the array will be checked to ensure they are currently active. Inactive ZMF subsystems will be dropped from the WLS list of active subsystems and will be omitted from subsequent dump analyses.</p> <p>Solution: This is an informational message. No action is required.</p> <p>You may request that WLS recheck the active status of one or more inactive ChangeMan ZMF subsystems and updates its active subsystem list at any time by issuing the CMN_SSID={list} command.</p>
ESPYAMS1,080I	<p>Product JCL procedure names :</p> <p>Explanation: Display the JCL procedure names.</p> <p>Solution: This is an informational message. No action is required.</p>
ESPYAMS1,090I	<p>DA-Base AUTOCMD CPOOL data :</p> <p>Explanation: Display the AUTOCMD CPOOL cell data.</p> <p>Solution: This is an informational message. No action is required.</p>
ESPYAMS1,091I	<p>PCELLCT/SCELLCT values: xxxxxxxx,xxxxxxx</p> <p>Explanation: Display the cell counts.</p> <p>Solution: This is an informational message. No action is required.</p>
ESPYAMS1,092I	<p>CPOOL anchors (first/last): xxxxxxxx,xxxxxxx</p> <p>Explanation: Display the cell anchor values.</p> <p>Solution: This is an informational message. No action is required.</p>
ESPYAMS1,0A0I	<p>DA-Base Audit data:</p> <p>Explanation: Display the product audit data.</p> <p>Solution: This is an informational message. No action is required.</p>
ESPYAMS1,0B0I	<p>DA-Base PC-service data:</p> <p>Explanation: Display "Program Call" (PC) status.</p> <p>Solution: This is an informational message. No action is required.</p>
ESPYAMS1,0B1I	<p>PC-xxxx: -----, -----, -----</p> <p>Explanation: Display PC Initialization data.</p> <p>Solution: This is an informational message. No action is required.</p>
ESPYAMS1,201E	<p>Invalid request code,A=X"xxxxxxx",Value=X"xx",C"x".</p> <p>Explanation: Invalid request code.</p> <p>Solution: Contact Serena Customer Support for assistance.</p>
ESPYAMT1,004E	<p>ULTISTMR error, R15 RC=X"xxxxxxx".</p> <p>Explanation: Error in ULTISTMR macro.</p> <p>Solution: Contact Serena Customer Support for assistance.</p>

- ESPYAMT1,005E USCB at time of error follows:
Explanation: Error in ULTISTMR macro.
Solution: Contact Serena Customer Support for assistance.
- ESPYAMT2,004E ULTISTMR error, R15 RC=X"xxxxxxx".
Explanation: Error in ULTISTMR macro.
Solution: Contact Serena Customer Support for assistance.
- ESPYAMT2,005E USCB at time of error follows:
Explanation: Error in ULTISTMR macro.
Solution: Contact Serena Customer Support for assistance.
- ESPYAMU1,001E Invalid request code=x"xx",R14 from caller=X"xxxxxxx".
Explanation: Invalid request code.
Solution: Contact Serena Customer Support for assistance.
- ESPYAMVE,002E Invalid VTEERROR_REQUEST=X"xx".
Explanation: Invalid request code.
Solution: Contact Serena Customer Support for assistance.
- ESPYAMVE,003E *-*-*-*- Error *-*-*-*
Explanation: Invalid VTE "service" address in a particular VTE data element.
Solution: Contact Serena Customer Support for assistance.
- ESPYAMVE,004E VTE error in processor:
 xxx
Explanation: Invalid VTE "service" address in a particular VTE data element.
Solution: Contact Serena Customer Support for assistance.
- ESPYAMVE,008E ** Error **, Previous input has an unsupported operand.
Explanation: Invalid "S" address in a particular VTE data element.
Solution: Contact Serena Customer Support for assistance.
- ESPYAMVS,004E Invalid request code: X"xx".
Explanation: Invalid request code.
Solution: Contact Serena Customer Support for assistance.
- ESPYAMVS,033E xxxx, xxxxxxxx, Invalid EVCA "ACTION",C"x",X"xx".
Explanation: Invalid request code.
Solution: Contact Serena Customer Support for assistance.
- ESPYAMVS,034E xxxx,xxxxxxx, EVCA lv field not accessible,
 A=X"xxxxxxx",R15=X"xxxxxxx".
Explanation: The EVCA length field cannot be accessed.
Solution: Contact Serena Customer Support for assistance.

ESPYAMVS,036E	xxxx, xxxxxxxx, DDname error, EVCA=C"xxxxxxx", DBIL=C"xxxxxxx", A=X"xxxxxxx". Explanation: The DDname in the EVCA did not match the DDname in the DBIL pointed to by the EVCA. Solution: Contact Serena Customer Support for assistance.
ESPYAMVS,037E	xxxx, xxxxxxxx, EVCA level error, Found C"xxxxxxx", Expected C"xxxxxxx". Explanation: Incorrect EVCA level. Solution: Contact Serena Customer Support for assistance.
ESPYAMVS,039E	xxxx, xxxxxxxx, VSMLIST RC=X"xxxxxxx", Work area follows: Explanation: Error in SNAP the VSMLIST work area Solution: Contact Serena Customer Support for assistance.
ESPYAMVS,060E	xxxx, xxxxxxxx, Invalid lrecl in the EVCA, X"xxxxxxx", EVCA=X"xxxxxxx". Explanation: Invalid lrecl in the EVCA. Solution: Contact Serena Customer Support for assistance.
ESPYAMVS,063E	xxxx, xxxxxxxx, VSROT=X"xxxxxxx, xxxxxxxx, xxxxxxxx, xxxxxxxx, xxxxxxxx", C"12345678901234567890". Explanation: Error in addressing VSROT. Solution: Contact Serena Customer Support for assistance.
ESPYAMVS,076I	All current VSAM Services Statistics reset. Explanation: Audit the completion. Solution: This is an informational message. No action is required. Solution:
ESPYAOAX,011E	CICS User Exit Parameter Area (UEPAR) address is zero. Explanation: The CICS User Exit Handler has failed to supply the parameter exit address. Solution: Contact Serena Customer Support for assistance.
ESPYAOAX,012E	Invalid user exit number address (UEPEXN), X"xxxxxxx", UEPAR=X"xxxxxxx". Explanation: The CICS User Exit Handler has failed to supply this exit address. Solution: Contact Serena Customer Support for assistance.
ESPYAOAX,013E	DA Global Work Area (GWA) address is zero. Explanation: The CICS User Exit Handler has not supplied the GWA address, or DA has not been fully initialized. Solution: If DA initialization was not completed, perform normal DA shutdown and re-initialize as described in the user's guide. If DA initialization was completed properly, contact Serena Customer Support for assistance.

- ESPYA0AX,015E Invalid EENL header ,A=X"xxxxxxxx" ,Header=C"xxxxxxxx"/X"xxxxxxxx
xxxxxxxx".
Explanation: The EENL found at address A is missing or corrupt.
Solution: Close DA and reinitialize. Contact Serena Customer Support for assistance.
- ESPYA0AX,016E Unsupported UEPAR exit
number ,X"xx" ,A=X"xxxxxxxx" ,UEPAR=X"xxxxxxxx".
Explanation: The StarTool CICS User Exit Handler has been called for an exit point that
is not supported by the product.
Solution: Contact Serena Customer Support for assistance.
- ESPYA0AX,017E Invalid EXEC parameter list address ,X"xxxxxxxx" ,UEPAR=X"xxxxxxxx".
Explanation: The CICS User Exit Handler has not supplied the address of the EXEC
command parm list.
Solution: Contact Serena Customer Support for assistance.
- ESPYA0AX,018E EXEC plist error ,Arg 0
addr=X"xxxxxxxx" ,Plist=X"xxxxxxxx" ,UEPAR=X"xxxxxxxx".
Explanation: The EXEC Command Parm List passed by CICS is invalid; the first
argument in the list is zero.
Solution: Contact Serena Customer Support for assistance.
- ESPYA0AX,019E Error in ATCS user exit #5,
R15=X"xxxxxxxx" ,R0=X"xxxxxxxx" ,R1=X"xxxxxxxx".
Explanation: DA was unable to extract a valid R14 value from the CICS EXEC Command
parameter. The value in R15 indicates the cause of the failure:
4 = Invalid RSA address
8 = Invalid UEPAR value
12 = The R14 value provided in the RSA was invalid
Solution: Contact Serena Customer Support for assistance.
- ESPYA0AX,020E Invalid R14 pointer=X"xxxxxxxx".
Explanation: A DA internal error has occurred.
Solution: Contact Serena Customer Support for assistance.
- ESPYA0AX,021E Invalid R14 value ,R2=X"xxxxxxxx" ,R1=X"xxxxxxxx".
Explanation: A DA internal error has occurred.
Solution: Contact Serena Customer Support for assistance.
- ESPYA0AX,022E ATCS address in the GWA is zero.
Explanation: The DA Global Work Area was not initialized correctly or has been
corrupted.
Solution: If DA initialization was not completed, perform normal DA shutdown and re-
initialize as described in the user's guide. If DA initialization was completed properly,
contact Serena Customer Support for assistance.

ESPYA0AX,024E	<p>Exit # access err, A=X"xxxxxxxx",RC=X"xxxxxxxx",RS=X"xxxxxxxx",DD=xxxxxxxx.</p> <p>Explanation: The address of the User Exit Point number field, pointed to by UEPEXN, was invalid.</p> <p>Solution: Contact Serena Customer Support for assistance.</p>
ESPYA0AX,034E	<p>Invalid EENL address.</p> <p>Explanation: An internal error has occurred in DA while processing this dump.</p> <p>Solution: Contact Serena Customer Support for assistance.</p>
ESPYA0AX,035E	<p>Invalid EENL header.</p> <p>Explanation: An internal error has occurred in DA while processing this dump.</p> <p>Solution: Contact Serena Customer Support for assistance.</p>
ESPYA0AX,217E	<p>ADT address in the GWA is zero.</p> <p>Explanation: The DA Global Work Area was not initialized correctly or has been corrupted.</p> <p>Solution: If DA initialization was not completed, perform normal DA shutdown and re-initialize as described in the user's guide. If DA initialization was completed properly, contact Serena Customer Support for assistance.</p>
ESPYA0AX,303E	<p>Unsupported LE level X"xx"</p> <p>Explanation: The version of the IBM Language Environment (LE) executed by CICS is not supported by StarTool DA CICS. The LE level, as extracted from the LE CEECAA control block, is reported in hexadecimal. This message is issued only when TRACE is active.</p>
ESPYA0CK,001I	<p>xxxx,xxxx,ESPYA0CK is now active,(Gen=xxxxxxxx-xxxxx, Vers=xxxxxxxx).</p> <p>Explanation: The specified subsystem has been activated.</p> <p>Solution: This is an informational message. No action is required.</p>
ESPYA0CK,002E	<p>Startup attempt aborted, ESPYA0CK already active.</p> <p>Explanation: An attempt was made to initialize DA while StarTool initialization was in progress.</p> <p>Solution: Do not try to initialize DA while DA initialization is in progress.</p>
ESPYA0CK,003E	<p>ESPYATCS load failure.</p> <p>Explanation: The DA initialization was unable to load program ESPYATCS, which is a required resource.</p> <p>Solution: Verify that DA has been properly installed in this CICS, that the DA load library is in the DFHRPL concatenation, and that there is sufficient available DSA to load the ESPYATCS program.</p>
ESPYA0CK,005E	<p>Invalid dump data set ID : X"xx".</p> <p>Explanation: An internal error occurred while attempting to identify the currently active CICS dump dataset.</p> <p>Solution: Contact Serena Customer Support for assistance.</p>

- ESPYAOCK,006E ULTIJFCB error, Word 1=X"xxxxxxx",Word 2=X"xxxxxxx".
Explanation: An internal error has occurred in DA initialization.
Solution: Contact Serena Customer Support for assistance.
- ESPYAOCK,008E "EXEC CICS READ error,File=xxxxxxx,RRN=X"xxxxxxx".
Explanation: An attempt to read a TKF record has failed.
Solution: Contact Serena Customer Support for assistance.
- ESPYAOCK,009E "EXEC CICS REWRITE" error,File=xxxxxxx,RRN=X"xxxxxxx".
Explanation: An attempt to write a TKF record has failed
Solution: Contact Serena Customer Support for assistance.
- ESPYAOCK,010E DDname=xxxxxxx not found in TIOT.
Explanation: While attempting to initialize, or while processing a CICS dump dataset switch, DA was unable to locate the DD name of the current dump dataset in the TIOT.
Solution: Probable corruption of DA internal control blocks. Terminate DA and reinitialize as described in the DA users manual.
- ESPYAOCK,011E [Close | Open] error on ESPYCFG file.
Explanation: An EXEC CICS CLOSE [or OPEN] of the ESPYCFG has failed. DA detected a modification to the configuration file and attempted to close and reopen the file in order to process the change. The operation failed.
Solution: View the CICS message log to determine the cause of the failure. Correct the error, then terminate DA and reinitialize as described in the DA users manual.
- ESPYAOCK,012E Interval definition error.
Explanation: An attempt to POST the ECB of the DA monitor task has failed.
Solution: Contact Serena Customer Support for assistance.
- ESPYAOCK,013E "EXEC CICS WAIT EXTERNAL" error.
Explanation: A DA wait command has failed.
Solution: Contact Serena Customer Support for assistance.
- ESPYAOCK,015I xxxx,xxxx,ESPYAOCK waiting for EDS startup to complete.
Explanation: The initialization of DA in this CICS region has completed before the subsystem has initialized. DA initialization will wait for the subsystem to become available before completely initializing.
Solution: Wait for the DA subsystem to become available.
- ESPYAOCK,017E Error description : subfunction message text
Explanation: A return code 12 has been returned from an internal subsystem call. The subfunction message text indicates the reason for the failure.
Solution: Contact Serena Customer Support for assistance.
- ESPYAOCK,018I xxxx,EDS stopped pending DA WLS startup.
Explanation: The initialization of the DA EDS component cannot complete because the WLS is not available. Initialization will wait for the server to become available.
Solution: Wait for the DA subsystem to become available.

ESPYA0CK,019I	DA xxxx WLS startup detected, EDS startup is complete. Explanation: EDS initialization was forced to wait because the WLS was not available. The WLS has become available, and EDS initialization has completed successfully. Solution: This is an informational message. No action is required.
ESPYA0CK,058E	A DA WLS for SSN "xxxx" should be started to ensure no loss of DA-CICS dumps. Explanation: There is no currently active Work Load Server (WLS) for this subsystem. Solution: Activate a WLS as described in the DA users manual. A WLS is required to collect dump data.
ESPYA0DS,002E	ESPYATCS load failure,Resp=X"xxxx/xxxx". Explanation: DA was unable to load the DA system table, program ESPYATCS. Solution: The EIBRESP and EIBRESP2 values are displayed in the message. Review the contents of these fields and ensure that the ESPYATCS program resides in a load library in the DFHRPL concatenation, that there is sufficient DSA available to load the table, and that the program has not been disabled. Contact Serena Customer Support for assistance.
ESPYA0EI,002E	ESPYATCS "LOAD" failure. Explanation: DA was unable to load the DA system table, program ESPYATCS. Solution: The EIBRESP and EIBRESP2 values are displayed in the message. Review the contents of these fields and ensure that the ESPYATCS program resides in a load library in the DFHRPL concatenation, that there is sufficient DSA available to load the table, and that the program has not been disabled. Contact Serena Customer Support for assistance.
ESPYA0EI,003E	ESPYA0PE LINK error. Explanation: A failure has occurred during DA internal processing. Solution: Contact Serena Customer Support for assistance.
ESPYA0PE,004E	ESPYD2PE "LINK" error. Explanation: A failure has occurred during DA internal processing. Solution: Contact Serena Customer Support for assistance.
ESPYA0PE,006E	Error writing to a "NOTIFY TD" queue. Explanation: An attempt to write an informational CICSabend message has failed. Solution: Use the EIBRESP and EIBRESP2 values to determine the cause of the failure. Contact Serena Customer Support for assistance.
ESPYA0PE,007E	Error starting the user-notification task. Explanation: An attempt to start the notification task has failed. Solution: Use the EIBRESP and EIBRESP2 values to determine the cause of the failure. Contact Serena Customer Support for assistance.
ESPYA0PE,009E	ESPYWRK "REWRITE" error Explanation: An attempt to write a work record has failed. Solution: Contact Serena Customer Support for assistance.

- ESPYA0PE,016E "EXEC CICS RECEIVE BUFFER" failure.
Explanation: DA was unable to extract the value of the 3270 screen at time of abend for this dump.
Solution: Contact Serena Customer Support for assistance.
- ESPYA0PE,017E "EXEC CICS ASSIGN SCRWD() SCRHT()" failure.
Explanation: DA was unable to extract the value of the 3270 screen at time of abend for this dump.
Solution: Contact Serena Customer Support for assistance.
- ESPYA0PE,018E "EXEC CICS DEQ" failure.
Explanation: An internal error has occurred while processing a transaction abend.
Solution: Contact Serena Customer Support for assistance.
- ESPYA0PE,057I WRK written,TCA/Task/ADSA/XDLI=X"xxxxxxxx/xxxxxx/xxxxxxxx/
xxxxxxxx",WRK=X"xxxx/xxxx/xxxx/xxxx".
Explanation: DA has successfully captured a dump for this task.
Solution: This is an informational message. No action is required.
- ESPYA0PE,117E ESPYWRK "READUPD" error
Explanation: An attempt to update a work record has failed.
Solution: Contact Serena Customer Support for assistance.
- ESPYA0PP,001I DA-CICS xxxx xxxx EDS shutdown is complete.
Explanation: A requested shutdown of EDS has completed successfully.
Solution: This is an informational message. No action is required.
- ESPYA0PP,002I DA-CICS xxxx EDS is already inactive.
Explanation: A request to terminate the EDS has been rejected because the EDS is already inactive.
Solution: This is an informational message. No action is required.
- ESPYA0PP,003E ESPYATCS "LOAD" failure.
Explanation: DA was unable to load the DA system table, program ESPYATCS.
Solution: The EIBRESP and EIBRESP2 values are displayed in the message. Review the contents of these fields and ensure that the ESPYATCS program resides in a load library in the DFHRPL concatenation, that there is sufficient DSA available to load the table, and that the program has not been disabled. Contact Serena Customer Support for assistance
- ESPYA0PP,004E "EXEC CICS ASSIGN FCI()" failure.
Explanation: An internal error has occurred while processing a transaction abend.
Solution: Contact Serena Customer Support for assistance.
- ESPYA0PP,007E DAGWA "EXTRACT" failure.
Explanation: An internal error has occurred while processing a transaction abend.
Solution: Contact Serena Customer Support for assistance.

- ESPYAOPP,008I DA-CICS xxxx EDS wait for subsystem activation has been canceled.
Explanation: In response to a request to deactivate the EDS, DA found that EDS initialization was waiting on subsystem initialization. The EDS wait has been cancelled.
Solution: This is an informational message. No action is required.
- ESPYAOPP,009E "EXEC CICS ASSIGN SCRWD()" failure.
Explanation: DA was unable to extract the value of the 3270 screen at time of abend for this dump.
Solution: Contact Serena Customer Support for assistance.
- ESPYAOPP,010E ESPYD2ST "LINK" failure.
Explanation: An internal error occurred while attempting to terminate the DA/DB2 interface.
Solution: Contact Serena Customer Support for assistance.
- ESPYAOPP,011E ESPYD2CB "LOAD" failure.
Explanation: An internal error occurred while attempting to terminate the DA/DB2 interface.
Solution: Contact Serena Customer Support for assistance.
- ESPYAOPP,012E Invalid screen width returned,FCI=X"xx",SCREEN_WIDTH=X"xxxx".
Explanation: DA was unable to extract the value of the 3270 screen at time of abend for this dump.
Solution: Contact Serena Customer Support for assistance.
- ESPYAOPP,013E "INQUIRE SYSTEM" failure,CICS status=X"xxxxxxxx".
Explanation: An internal error has occurred while processing a dump.
Solution: Contact Serena Customer Support for assistance.
- ESPYAOPP,016E Unknown CICS system status,CICS status=X"xxxxxxxx".
Explanation: An internal error has occurred while processing a dump.
Solution: Contact Serena Customer Support for assistance.
- ESPYAOPP,017E DA-CICS EDS ATCS level error,Found C"xxxxxxxx",Expected C"xxxxxxxx".
Explanation: The DA system table has become corrupt.
Solution: terminate DA and reinitialize as described in the DA users manual.
- ESPYAOPP,018E DA-CICS xxxx EDS shutdown failure.
Explanation: An internal error occurred during shutdown.
Solution: Contact Serena Customer Support for assistance.
- ESPYAOPP,038E DA-CICS xxxx EDS shutdown completed with errors.
Explanation: One or more errors were detected during DA shutdown.
Solution: Review any previous messages produced during this shutdown attempt. Contact Serena Customer Support for assistance.

- ESPYAORS,001E EXEC CICS ASSIGN SCRWD() failure.
Explanation: An internal error has occurred while processing an internal release request.
Solution: Contact Serena Customer Support for assistance.
- ESPYAORS,002E ESPYATCS load failure.
Explanation: An internal error has occurred while processing an internal release request.
Solution: Contact Serena Customer Support for assistance.
- ESPYAOST,001I DA-CICS xxxx xxxx EDS active,Flags=X"xxxx,xxxx,xxxx,xxxx,xxxx".
Explanation: EDS activation has completed successfully
Solution: This is an informational message. No action is required.
- ESPYAOST,002I EPAs=X"xxxxxxxx,xxxxxxxx,xxxxxxxx,Storage=X"xxxxxxxx,xxxxxxxx,xxxxx
xxx".
Explanation: EDS activation has completed successfully.
Solution: This is an informational message. No action is required.
- ESPYAOST,003I DA-CICS xxxx EDS is already active.
Explanation: A request has been made to activate EDS, but it is already active. The request is rejected.
Solution: This is an informational message. No action is required.
- ESPYAOST,004E ESPYATCS "LOAD" failure.
Explanation: DA was unable to load the DA system table, program ESPYATCS.
Solution: The EIBRESP and EIBRESP2 values are displayed in the message. Review the contents of these fields and ensure that the ESPYATCS program resides in a load library in the DFHRPL concatenation, that there is sufficient DSA available to load the table, and that the program has not been disabled. Contact Serena Customer Support for assistance.
- ESPYAOST,005E "EXEC CICS ASSIGN FCI()" failure.
Explanation: An internal error has occurred while attempting to start EDS.
Solution: Contact Serena Customer Support for assistance.
- ESPYAOST,006E ESPYATCS "HOLD" failure.
Explanation: DA was unable to load the DA system table, program ESPYATCS.
Solution: The EIBRESP and EIBRESP2 values are displayed in the message. Review the contents of these fields and ensure that the ESPYATCS program resides in a load library in the DFHRPL concatenation, that there is sufficient DSA available to load the table, and that the program has not been disabled. Contact Serena Customer Support for assistance.
- ESPYAOST,007E Open failure for DD=xxxxxxxx,DCB SNAP follows.
Explanation: During initialization, DA attempted to open the listed file but was unsuccessful.
Solution: Contact Serena Customer Support for assistance.

ESPYA0ST,008E	Monitor task activation failure. Explanation: DA EDS initialization was unable to start the monitor task. EDS initialization failed. Solution: Contact Serena Customer Support for assistance.
ESPYA0ST,010E	DAGWA "EXTRACT" failure. Explanation: An internal error has occurred during EDS activation. Solution: Contact Serena Customer Support for assistance.
ESPYA0ST,011E	Unsupported CICS release : xxxx. Explanation: The CICS region where EDS activation was requested is running a release of CICS that is not supported by DA Solution: Verify that CICS release is supported by DA. If it is not, retry the initialization in a supported release of CICS. Otherwise, contact Serena Customer Support for assistance.
ESPYA0ST,012I	DA-CICS xxxx EDS is waiting for subsystem activation. Explanation: A request was made to initialize DA before the subsystem had completed initialization. Solution: This is an informational message. No action is required.
ESPYA0ST,013E	"EXEC CICS ASSIGN SCRNRD()" failure. Explanation: An internal error has occurred while activating EDS. Solution: Contact Serena Customer Support for assistance.
ESPYA0ST,014E	ESPYD2ST "LINK" failure. Explanation: An internal error has occurred while initializing the DB2 interface. Solution: Contact Serena Customer Support for assistance.
ESPYA0ST,015E	ESPYD2CB "LOAD" failure. Explanation: An internal error has occurred while initializing the DB2 interface. Solution: Contact Serena Customer Support for assistance.
ESPYA0ST,016E	Invalid screen width returned,FCI=X"xx",SCREEN_WIDTH=X"xxxx". Explanation: An internal error has occurred while attempting to initialize DA. Solution: Contact Serena Customer Support for assistance.
ESPYA0ST,017E	"INQUIRE SYSTEM" failure,CICS status=X"xxxxxxxx". Explanation: An internal error has occurred while attempting to initialize DA. Solution: Contact Serena Customer Support for assistance.
ESPYA0ST,020E	Unknown CICS system status,CICS status=X"xxxxxxxx". Explanation: An internal error has occurred while attempting to initialize DA. Solution: Contact Serena Customer Support for assistance.
ESPYA0ST,026E	Error locating the CSA,Reason code=X"xx". Explanation: An internal error has occurred while attempting to initialize DA. Solution: Contact Serena Customer Support for assistance.

- ESPYA0ST,032E ESPYAOEI "LOAD" failure.
Explanation: DA was unable to load program ESPYAOEI during initialization.
Solution: The EIBRESP and EIBRESP2 values are displayed in the message. Review the contents of these fields and ensure that the ESPYAOEI program resides in a load library in the DFHRPL concatenation, that there is sufficient DSA available to load the table, and that the program has not been disabled. Contact Serena Customer Support for assistance
- ESPYA0ST,091E DAADT "LOAD" failure.
Explanation: DA was unable to load program SDAADT.
Solution: The EIBRESP and EIBRESP2 values are displayed in the message. Review the contents of these fields and ensure that the program resides in a load library in the DFHRPL concatenation, that there is sufficient DSA available to load the program, and that the program has not been disabled. Contact Serena Customer Support for assistance
- ESPYA0ST,092E DA-CICS xxxx EDS activation attempt aborted.
Explanation: One or more previously detected errors have caused DA activation to fail.
Solution: Review the output in the CICS log to identify additional error messages produced during this activation attempt. Resolve the problems and retry. For addition assistance, contact Serena Customer Support.
- ESPYA0ST,099E ESPYAOPE "LOAD" failure.
Explanation: DA was unable to load program ESPYAOPE.
Solution: The EIBRESP and EIBRESP2 values are displayed in the message. Review the contents of these fields and ensure that the program resides in a load library in the DFHRPL concatenation, that there is sufficient DSA available to load the program, and that the program has not been disabled. Contact Serena Customer Support for assistance.
- SZDA001E DDname xxxxxxxx allocation error.
Explanation: Message issued by ABEND processing routine ESPYASI2. While attempting to intercept an ABEND, DA was unable to allocate an internal DD. Processing for this dump has been terminated.
Solution: Contact Serena Customer Support for assistance.
- SZDA002E DDname xxxxxxxx open error.
Explanation: Message issued by ABEND processing routine ESPYASI2. While attempting to intercept an ABEND, DA was unable to open an internal DD. Processing for this dump has been terminated.
Solution: Contact Serena Customer Support for assistance.
- SZDA003E Severe error in module ESPYEMCT.
Explanation: Message issued by ABEND processing routine ESPYASI2. A DA internal error has occurred. Processing for this dump has been terminated.
Solution: Contact Serena Customer Support for assistance.
- SZDA004E DDname xxxxxxxx allocation error.
Explanation: Message issued by ABEND processing routine ESPYASI2. While attempting to intercept an ABEND, DA was unable to allocate an internal DD. Processing for this dump has been terminated.
Solution: Contact Serena Customer Support for assistance.

- SZDA005E Authorization error. Job xxxxxxxx does not have authority to allocate the following data set:
- Explanation:** Message issued by ABEND processing routine ESPYASI2. While processing a dump request, DA determined that a full system dump had been requested, and attempted to dynamically allocate a dump dataset. The external security manager rejected the allocation request because the job does not have create authority. The request for system dump creation is terminated.
- Solution:** If system dumps are desired for job xxxxxxxx in the future, alter the external security manager so that the job has create authority on the system dump dataset name prefix.
- SZDA006W Authorization error. Job xxxxxxxx does not have authority to allocate the following data set:
- Explanation:** Message issued by ABEND processing routine ESPYASI2. While processing a dump request, DA determined that a full system dump had been requested, and attempted to dynamically allocate a dump dataset. The external security manager rejected the allocation request because the job does not have create authority. The request for system dump creation is terminated.
- Solution:** If system dumps are desired for job xxxxxxxx in the future, alter the external security manager so that the job has create authority on the system dump dataset name prefix.
- SZDA007E No DSN prefix provided for DVS dump data set for job xxxxxxxx.
- Explanation:** Message issued by ABEND processing routine ESPYASI2. A request was made to DA asking for the creation of a full system dump. DA attempted to dynamically allocate the system dump dataset using the system dump dataset name prefix as defined during installation, but the prefix was unavailable. The request for system dump creation is terminated.
- Solution:** Consult the DA installation guide to determine how to properly define a system dump dataset name prefix. If the prefix has already been correctly defined, contact Serena Customer Support for assistance.
- SZDA008E Error opening ESPYDVS for job xxxxxxxx. Processing has been terminated for this job.
- Explanation:** Message issued by ABEND processing routine ESPYASI2. While processing a dump request, DA determined that a full system dump had been requested. The system dump dataset was dynamically allocated but DA was unable to open the new dataset. The request for system dump creation is terminated.
- Solution:** Contact Serena Customer Support for assistance.
- SZDA009E Module ESPYEMCT input data error for job xxxxxxxx. Processing has been terminated for this job.
- Explanation:** Message issued by ABEND processing routine ESPYASI2. While processing a dump request, DA determined that a full system dump had been requested. The DA installation options related to system dump dataset allocation parameters are inconsistent or invalid. The request for system dump creation is terminated.
- Solution:** Review your system dump dataset allocation parameters, as described in the DA installation guide, and verify that they are correctly defined. If the options are incorrect, rebuild them; otherwise, contact Serena Customer Support for assistance.

- SZDA010E Severe error in module ESPYEMCT. No entry for ABEND code xxxx for job xxxxxxxx.
- Explanation:** Message issued by ABEND processing routine ESPYASI2. An internal error has occurred while processing a dump request.
- Solution:** Contact Serena Customer Support for assistance.
- SZDA011E Job xxxxxxxx cancelled by operator. Processing has been terminated for this job.
- Explanation:** Message issued by ABEND processing routine ESPYASI2. The job was cancelled while DA was collecting dump data. Dump data collection is terminated.
- Solution:** No dump is produced for this job. If dumps are desired, do not cancel a job while DA is active. If this job was cancelled because DA dump data collection had suffered an error, contact Serena Customer Support for assistance.
- SZDA012E Error loading DA Batch ESPYEMCT module. Batch is now deactivated.
- Explanation:** Message issued by ABEND processing routine ESPYASI2. DA attempted to load the ESPYEMCT load module but was not able to.
- Solution:** Contact Serena Customer Support for assistance.
- SZDA013E Error X"xxxxxxx" encountered in DVS dump processing for job xxxxxxxx. Processing has been terminated for this job.
- Explanation:** Message issued by ABEND processing routine ESPYASI2. An internal error has occurred while building a dump. Dump collection is terminated for the current job.
- Solution:** Contact Serena Customer Support for assistance.
- SZDA014I DA Batch Dump Successful Jobname=xxxxxxx. Data set name follows: Complete dump taken.
- Explanation:** Message issued by ABEND processing routine ESPYASI2. A request for a system dump has been processed successfully.
- Solution:** This is an informational message; no action is required.
- SZDA015E VSAM error accessing DUP record for job xxxxxxxx. RC=X"xxxx", FDBK=X"xxxx".
- Explanation:** Message issued by ABEND processing routine ESPYASI2. An internal VSAM error has occurred while processing a dump request. Dump processing is terminated.
- Solution:** Contact Serena Customer Support for assistance.
- SZDA016E Workload Server error accessing DUP record for job xxxxxxxx, RC=X"xxxx", RS=X"xxxx".
- Explanation:** Message issued by ABEND processing routine ESPYASI2. An internal Workload Server error has occurred while processing a dump request. Dump processing is terminated.
- Solution:** Contact Serena Customer Support for assistance.
- SZDA017E Workload Server error accessing HST record for job xxxxxxxx, RC=X"xxxx", RS=X"xxxx".
- Explanation:** Message issued by ABEND processing routine ESPYASI2. An internal Workload Server error has occurred while processing a dump request. Dump processing is terminated.
- Solution:** Contact Serena Customer Support for assistance.

- SZDA018E VSAM error accessing HST record for job xxxxxxxx. RC=X"xxxx",
FDBK=X"xxxx".
Explanation: Message issued by ABEND processing routine ESPYASI2. An internal VSAM error has occurred while processing a dump request. Dump processing is terminated.
Solution: Contact Serena Customer Support for assistance.
- SZDA019I Job xxxxxxxx rejected by DA Batch processing.
Explanation: Message issued by ABEND processing routine ESPYASI2. Dump processing for this ABEND has been rejected per user specifications.
Solution: This is an informational message. No action is required.
- SZDA020I Job xxxxxxxx accepted by DA Batch processing with the following options:
Explanation: Message issued by ABEND processing routine ESPYASI2. Dump processing for this ABEND will be collected at user request.
Solution: This is an informational message. No action is required.
- SZDA021E Workload Server error in ChangeMan ZMF for job xxxxxxxx.
Explanation: Message issued by ABEND processing routine ESPYASI2. An internal Workload Server error has occurred within ChangeMan ZMF integration support.
Solution: Contact Serena Customer Support for assistance.
- SZDA022E ChangeMan ZMF interface returned error for job xxxxxxxx RC=X"xxxx".
Explanation: Message issued by ABEND processing routine ESPYASI2. An internal error has occurred while attempting to access the DA/ChangeMan ZMF integration. The ChangeMan ZMF started task is not active.
Solution: Contact Serena Customer Support for assistance.
- SZDA023E Error Loading ChangeMan ZMF SERCLIEN module for job xxxxxxxx.
Explanation: Message issued by ABEND processing routine ESPYASI2. An internal error has occurred while attempting to access the DA /ChangeMan ZMF integration. The ChangeMan ZMF SERCLIEN module could not be loaded.
Solution: Contact Serena Customer Support for assistance.
- SZDA024E DDname xxxxxxxx allocation error. Error code = xxxx Reason code = xxxx.
Explanation: Message issued by ABEND processing routine ESPYASI2. An internal allocation error has occurred while attempting to retrieve a program listing from ChangeMan ZMF.
Solution: Contact Serena Customer Support for assistance.
- SZDA025E Nonzero return code from SERCOPY. Return code = xxxx.
Explanation: Message issued by ABEND processing routine ESPYASI2. The ChangeMan ZMF SERCOPY module returned an error when DA attempted to retrieve a ChangeMan ZMF program listing.
Solution: Contact Serena Customer Support for assistance.

- SZDA037E SDUMP request not accepted. Jobname=xxxxxxx, RC=X"xxxxxxx". SDUMP completion ECB not posted. Jobname=xxxxxxx. No ECB storage found. No dump taken due to SDUMP error.
Explanation: Message issued by ABEND processing routine ESPYASI2. A request for a system dump has failed. No system dump will be taken.
Solution: Contact Serena Customer Support for assistance.
- SZDA038E CLOSE macro failure, RC=X"xxxxxxx/xxxxxxx".
Explanation: Message issued by ABEND processing routine ESPYASI2. An internal error occurred while processing a dump request.
Solution: Contact Serena Customer Support for assistance.
- SZDA076I DA Batch DVS dump suppressed by xxxxx
Explanation: Message issued by ABEND processing routine ESPYASI2. DA has attempted to capture a system dump, but the dump has been suppressed. The value of xxxxx indicates the z/OS facility responsible for the suppression.
Solution: If this dump is desired, alter the z/OS dump suppression options to allow this dump to be collected. If this dump is not desired, this message can be ignored.
- SZDA086E DA Batch, CC=xx returned from module ESPY9ESD.
Explanation: Message issued by ABEND processing routine ESPYASI2. An internal error has occurred while processing a dump request.
Solution: Contact Serena Customer Support for assistance.
- SZDA087E DVS dump is empty.
Explanation: Message issued by ABEND processing routine ESPYASI2. An internal error has occurred while processing a dump request.
Solution: Contact Serena Customer Support for assistance.
- SZDA088E SDUMP parameter list follows:
Explanation: Message issued by ABEND processing routine ESPYASI2. Reports snapshot of SDUMP parameter list when the DVS dump is empty.
Solution: Make a record of the information in this message, then contact Serena Customer Support for assistance.
- SZDA089E ENQ macro failure, RC=X"xxxxxxx". DA Batch is now deactivated.
Explanation: Message issued by ABEND processing routine ESPYASI2. DA has detected a pervasive internal error in dump capture processing.
Solution: DA is unable to continue processing dump capture. The StarTool dump capture interface has been terminated; no batch ABENDs will be captured until this error is corrected. Contact Serena Customer Support for assistance.
- SZDA091E No ChangeMan ECBs available for DA-Batch use for job xxxxxxxx.
Explanation: Message issued by ABEND processing routine ESPYASI2. An internal ECB error has occurred while accessing the ChangeMan ZMF interface.
Solution: Contact Serena Customer Support for assistance.

- SZDA095E VSMLIST area size exceeded. Processing has been terminated for this job.
Explanation: Message issued by ABEND processing routine ESPYASI2. An internal error occurred; the VSMLIST area is not large enough to process dump.
Solution: DA processing is terminated for this job. No dump will be collected. Contact Serena Customer Support for assistance.
- SZDA096E xxxxxxxx LOAD macro failure. Return/reason codes=X"xxxxxxx/xxxxxxx". Processing has been terminated for this job.
Explanation: Message issued by ABEND processing routine ESPYASI2. An internal load error has occurred while processing a dump.
Solution: DA processing is terminated for this job. No dump will be collected. Contact Serena Customer Support for assistance.
- SZDA098E ESTAE storage access error. R12=X"xxxxxxx", R13=X"xxxxxxx". Processing has been terminated for this job
Explanation: Message issued by ABEND processing routine ESPYASI2. An internal storage access error has occurred.
Solution: Dump processing is terminated for this job. Contact Serena Customer Support for assistance.
- SZDA099E Error X"xxxxxxx" encountered in DA-Batch processing for job xxxxxxxx. Processing has been terminated for this job.
Explanation: Message issued by ABEND processing routine ESPYASI2. An ABEND has occurred during DA-Batch ABEND processing. No dump will be produced for this job.
Solution: Contact Serena Customer Support for assistance.
- SZDA103E Retry entry, xxxxxxxx,EPA=X"xxxxxxx",LV=X"xxxxxx", Gen="xxxxxxx,xxxxxxx,xxxxx".
Explanation: Audit of entry to ESTAE retry/recovery logic. DA recovery has been invoked. Message issued by ABEND processing routine ESPYASI2.
Solution: DA error handling logic will issue additional messages to document the current state of DA internal processing. DA will also attempt to identify the cause of the failure and issue specific failure messages. Locate these messages in the job log and contact Serena Customer Support for assistance.
- SZDA104E SDWAABCC=X"xxxxxxx", ILC/IRC=X"xx/xx", PSW=X"xxxxxxx xxxxxxxx".
Explanation: Audit of selected SDWA fields provided by DA recovery logic. Message issued by ABEND processing routine ESPYASI2.
Solution: This message contains important diagnostic information that should be preserved. Contact Serena Customer Support for assistance.
- SZDA105E Rxx-Rxx : xxxxxxxx xxxxxxxx xxxxxxxx xxxxxxxxxxxxxxxxxxxx xxxxxxxx
xxxxxxx xxxxxxxx.
Explanation: Audit of abending registers provided by DA recovery logic. Message issued by ABEND processing routine ESPYASI2.
Solution: This message contains important diagnostic information that should be preserved. Contact Serena Customer Support for assistance.

- SZDA106E LOADFAIL=X"xx" , EMCTFLFLG=X"xx" , CBL9FLAG=X"xx" ,
 INDVPFLG=X"xx" .
- Explanation:** Audit of selected ESPYASI2 flag bytes provided by DA recovery logic. Message issued by ABEND processing routine ESPYASI2.
- Solution:** This message contains important diagnostic information that should be preserved. Contact Serena Customer Support for assistance.
- SZDA107E DB2LFLAG=X"xx" , DB2EFLAG=X"xx" , IMSLFLAG=X"xx" , IMSEFLAG=X"xx" .
- Explanation:** Audit of selected ESPYASI2 flag bytes provided by DA recovery logic. Message issued by ABEND processing routine ESPYASI2.
- Solution:** This message contains important diagnostic information that should be preserved. Contact Serena Customer Support for assistance.
- SZDA108E Last used message buffer follows:
- Explanation:** Audit of last used message buffer provided by DA recovery logic. Message issued by ABEND processing routine ESPYASI2.
- Solution:** This message contains important diagnostic information that should be preserved. Contact Serena Customer Support for assistance.
- SZDA109E SDWA (first 1024 bytes) follows:
- Explanation:** Audit of first 1024 bytes of the SDWA provided by DA recovery logic. Message issued by ABEND processing routine ESPYASI2.
- Solution:** DA recovery logic has been entered. This message contains important diagnostic information that should be preserved. Contact Serena Customer Support for assistance.
- SZDA124E Invalid Back Chain -- Unable to determine COBOL Program Call
 Sequence.
- Explanation:** Message issued by ABEND processing routine ESPYASI2. DA was unable to locate a standard program call structure. No program call trace will be produced for this dump.
- Solution:** If the abending program does not follow standard IBM program linkage conventions, this message can be ignored.
- If the abending program does follow standard IBM program linkage conventions, one or more of the call chain storage areas has been overlaid. Storage overlays can be the result of subscript overruns or other coding errors.
- If the abending program follows standard IBM program linkage conventions and the call chain storage areas have not been overlaid, then a processing error has occurred in DA. Contact Serena Customer Support for assistance.
- SZDA125I Invalid IOB pointer in DCB.
- Explanation:** Message issued by ABEND processing routine ESPYASI2. DA has found an invalid address in a DCB while attempting to collect file information.
- Solution:** No file information will be collected for this DD statement.

- SZDA126E Error processing DSA chain:
Explanation: Message issued by ABEND processing routine ESPYASI2. DA was unable to locate all COBOL storage areas for this dump due to corruption in the storage chains.
Solution: One or more of the DSA storage chains has been overlaid. Storage overlays can be the result of subscript overruns or other coding errors.
 If the storage chain areas have not been overlaid, then a processing error has occurred in DA. Contact Serena Customer Support for assistance.
- SZDA127E Unable to access xxx at address X 'xxxxxxx', Failing address=X 'xxxxxxx' .
Explanation: Message issued by ABEND processing routine ESPYASI2. The storage area pointed to by an RSA or DSA pointer was not allocated to this job. The most likely cause of this error is storage overlays by the user program.
Solution: Identify and correct the cause of the storage overlay.
 If no storage overlay is present, contact Serena Customer Support for assistance.
- SZDA128E Non-LE TGT was not located.
Explanation: Message issued by ABEND processing routine ESPYASI2. DA was unable to locate the Task Global Table for this COBOL program. No COBOL-specific information can be presented for the program without a valid TGT.
Solution: The most likely cause of this error is storage overlays by the user program. If no storage overlay is present, contact Serena Customer Support for assistance.
- SZDA129E Error processing working storage: xxxxxxxxxxxxxxxxxxxxxxxxxxxxxxxx
Explanation: Message issued by ABEND processing routine ESPYASI2. DA was unable to completely process working storage for the abending program. The specific reason is indicated in the variable portion of the error message:
 - No access to TGT while locating first BLL cell
 - First BLW cell not found in TGT.
 - No access to TGT for BLW cell #xx.
Solution: The most likely cause of this error is storage overlays by the user program. If no storage overlay is present, contact Serena Customer Support for assistance
- SZDA130E Unable to access storage at address X C'xxxxxxx' , Failing address=X C'xxxxxxx' .'
Explanation: Message issued by ABEND processing routine ESPYASI2. A storage area pointed to by the TGT is no longer allocated to this job. The storage area will not be displayed in the dump.
Solution: In most cases this message can be ignored, as COBOL does not always update the TGT to indicate that storage areas have been freed. If the failing storage area is still allocated to the abending job, contact Serena Customer Support for assistance.
- SZDA131E Error processing linkage section: xxxxxxxxxxxxxxxxxxxxxxxxxxxxxxxx
Explanation: Message issued by ABEND processing routine ESPYASI2. DA was unable to completely process linkage section storage areas for the abending program. The specific reason is indicated in the variable portion of the error message:
 - BLL cell 0 failed validation.
 - No access to TGT for BLL cell #??.
Solution: The most likely cause of this error is storage overlays by the user program. If no storage overlay is present, contact Serena Customer Support for assistance.

- SZDA132E Invalid Back Chain -- Unable to determine Program Call Sequence.
Explanation: Message issued by ABEND processing routine ESPYASI2. DA was unable to locate a standard program call structure. No program call trace will be produced for this dump.
Solution: If the abending program does not follow standard IBM program linkage conventions, this message can be ignored.

If the abending program does follow standard IBM program linkage conventions, one or more of the call chain storage areas has been overlaid. Storage overlays can be the result of subscript overruns or other coding errors.

If the abending program follows standard IBM program linkage conventions and the call chain storage areas have not been overlaid, then a processing error has occurred in DA. Contact Serena Customer Support for assistance.
- SZDA146E No type-x ECBs available for xxx record processing for job
xxxxxxx.
Explanation: Message issued by ABEND processing routine ESPYASI2. An internal error in DMP/DDN record ECB processing occurred while processing this dump.
Solution: Contact Serena Customer Support for assistance.
- SZDA149E ACEE could not be located, RS=xx.
Explanation: Message issued by ABEND processing routine ESPYASI2. DA was unable to locate the control block containing the user ID for this job. No user ID information will be displayed for this dump, nor will it be used in any EMCT criteria-matching performed on behalf of the job.
Solution: Contact Serena Customer Support for assistance.
- SZDA153I Jobname=xxxxxxx. Data set name follows: Partial dump taken.
Explanation: Message issued by ABEND processing routine ESPYASI2. A request for a full system dump was made by DA, but was not successful. The contents of the dump are unpredictable.
Solution: There may be additional messages in the job log to indicate the cause of the failures. Review these messages and respond accordingly. Check that sufficient space has been requested for DA DVS dumps in your ESPYEMCT parameters. Otherwise, contact Serena Customer Support for assistance.
- SZDA160E Internal error processing backchain.
Explanation: Message issued by ABEND processing routine ESPYASI2. An internal error has occurred.
Solution: Contact Serena Customer Support.
- SZDA161E Backchain table overflow.
Explanation: Message issued by ABEND processing routine ESPYASI2. An internal error has occurred.
Solution: Contact Serena Customer Support.
- SZDA162E PSW not accessible. PSW will not be displayed.
Explanation: Message issued by ABEND processing routine ESPYASI2. An internal error has occurred in program status word processing.
Solution: Contact Serena Customer Support.

- SZDA163E IOB not accessible. IOB processing bypassed.
Explanation: Message issued by ABEND processing routine ESPYASI2. An internal error has occurred in I/O block processing.
Solution: Contact Serena Customer Support.
- SZDA164E Error loading SERCOPY.
Explanation: Message issued by ABEND processing routine ESPYASI2. An internal error has occurred in the DA/ChangeMan ZMF integration.
Solution: Contact Serena Customer Support.
- SZDA171E Found cross-linked DSAs.
Explanation: Message issued by ABEND processing routine ESPYASI2. DA has detected that the DSA (register save areas) used by an LE application have been cross-linked. Processing for the DSAs has been terminated.
Solution: Contact Serena Customer Support.
- SZDA172E DSA TRAK table exceeded.
Explanation: Message issued by ABEND processing routine ESPYASI2. DA has detected that the RSA (register save areas) used by the abending application have been cross-linked. Processing for the RSAs has been terminated.
Solution: Contact Serena Customer Support.
- SZDA173E DSA TRAK table not found.
Explanation: Message issued by ABEND processing routine ESPYASI2. An internal error has occurred.
Solution: Contact Serena Customer Support.
- SZDA174E Found cross-linked RSAs.
Explanation: Message issued by ABEND processing routine ESPYASI2. An internal error has occurred.
Solution: Contact Serena Customer Support.
- SZDA175E RSA TRAK table not found.
Explanation: Message issued by ABEND processing routine ESPYASI2. An internal error has occurred.
Solution: Contact Serena Customer Support.
- SZDA176E RSA TRAK table exceeded.
Explanation: Message issued by ABEND processing routine ESPYASI2. An internal error has occurred.
Solution: Contact Serena Customer Support.
- SZDA177E Found cross-linked DSAs.
Explanation: Message issued by ABEND processing routine ESPYASI2. DA has detected that the DSA (register save areas) used by an LE application have been cross-linked. Processing for the DSAs has been terminated.
Solution: Contact Serena Customer Support.

- SZDA178E DSA TRAK table not found.
Explanation: Message issued by ABEND processing routine ESPYASI2. An internal error has occurred.
Solution: Contact Serena Customer Support.
- SZDA179E DSA TRAK table exceeded.
Explanation: Message issued by ABEND processing routine ESPYASI2. An internal error has occurred.
Solution: Contact Serena Customer Support.
- SZDA301E Workload Server error in ChangeMan ZMF for job xxxxxxxx.
Explanation: Message issued by ABEND processing routine ESPYASI2. An internal Workload Server error has occurred within ChangeMan ZMF integration support.
Solution: Contact Serena Customer Support for assistance.
- SZDA302E ChangeMan ZMF interface returned error for job xxxxxxxx RC=X"xxxx".
Explanation: Message issued by ABEND processing routine ESPYASI2. An internal error has occurred while attempting to access the DA/ChangeMan ZMF integration. The ChangeMan ZMF started task is not active.
Solution: Contact Serena Customer Support for assistance.
- SZDA402I ESPY9ESD will terminate, but DA-Batch will continue.
Explanation: Program ESPY9ESD encountered an error that is forcing it to terminate, but DA Batch ABEND processing will attempt to continue.
Solution: Review your job's output for any other error messages issued prior to this one. Save your job's output and any DA status messages, then contact Serena Customer Support for assistance.
- SZDA501E Allocation error, RC=xxxx, Failing DSN follows:
Explanation: Program ESPY9LAC encountered an allocation or deallocation error while processing one of the libraries in the LPALIB concatenation.
Solution: Preserve the job output and contact Serena Customer Support.
- SZDI001I Pgm(xxxxxxxx),Vers(xxxxxxxx),Timestamp(xx/xx/xx,yy.yy)
Explanation: The DA Batch program named in Pgm(xxxxxxxx) was entered at Timestamp(xx/xx/xx,yy.yy). The version number of the program appears in Vers(xxxxxxxx). This is an informational message only.
- ULTI001I,001I Pgm(xxxxxxxx),Vers(xxxxxxxx),Timestamp(xx/xx/xx,yy.yy)
Explanation: The DA Batch program named in Pgm(xxxxxxxx) was entered at Timestamp(xx/xx/xx,yy.yy). The version number of the program appears in Vers(xxxxxxxx). This is an informational message only.