



# **Silk Test 15.5 Silk4NET Web Edition**

## **Release Notes**

**Micro Focus**  
575 Anton Blvd., Suite 510  
Costa Mesa, CA 92626

Copyright © Micro Focus 2014. All rights reserved. Portions Copyright © 1992-2009 Borland Software Corporation (a Micro Focus company).

**MICRO FOCUS**, the Micro Focus logo, and Micro Focus product names are trademarks or registered trademarks of Micro Focus IP Development Limited or its subsidiaries or affiliated companies in the United States, United Kingdom, and other countries.

**BORLAND**, the Borland logo, and Borland product names are trademarks or registered trademarks of Borland Software Corporation or its subsidiaries or affiliated companies in the United States, United Kingdom, and other countries.

All other marks are the property of their respective owners.

2014-06-18

# Contents

<b>Release Notes</b> .....	<b>4</b>
<b>System Requirements and Prerequisites</b> .....	<b>5</b>
Hardware Requirements .....	5
<b>Installation Instructions</b> .....	<b>6</b>
<b>What's New in Silk4NET Web Edition</b> .....	<b>7</b>
Mozilla Firefox Support .....	7
Google Chrome Support .....	7
<b>Known Issues</b> .....	<b>8</b>
General Issues .....	8
Silk4NET .....	9
Internet Explorer .....	10
Mozilla Firefox .....	10
Google Chrome .....	11
<b>Resolved Issues</b> .....	<b>13</b>
<b>Licensing Information</b> .....	<b>14</b>
<b>Tested Software</b> .....	<b>15</b>

# Release Notes

This file contains important information that might not appear in the Help. Read this file in its entirety.

For information about installation and licensing issues, refer to the [Installation Guide](#).

For the latest version of this document, see [Release Notes](#).

Navigate to [Micro Focus SupportLine](#) for further assistance from Customer Care.

# System Requirements and Prerequisites

The following section identifies the system requirements for installing and running Silk Test.

## Hardware Requirements

We recommend the following hardware requirements:

System Area	Requirement
Processor	Intel or AMD DualCore processor running at 2 GHz
RAM	2 GB
Hard disk space	2 GB of free disk space

# Installation Instructions

For information about installation and licensing issues, refer to the [Installation Guide](#).

# What's New in Silk4NET Web Edition

This section lists the significant enhancements and changes that were made for Silk4NET Web Edition.

## Mozilla Firefox Support

Silk Test now includes playback support for applications running in:

- Mozilla Firefox 26
- Mozilla Firefox 27
- Mozilla Firefox 28
- Mozilla Firefox 29

## Google Chrome Support

Silk Test now includes playback support for applications running in:

- Google Chrome 32
- Google Chrome 33
- Google Chrome 34
- Google Chrome 35

# Known Issues

This section identifies Silk Test's known issues and their resolutions.

## General Issues

### Object Map Takes a Long Time to Open

If you have a large object map asset it takes a long time to load when you are using .NET 4. Install .NET 4.5 to resolve this issue.

### When a remote desktop or remote desktop connection (RDC) is minimized, Silk Test does not function

When you connect through the remote desktop protocol (RDP) to a desktop, you take ownership of the desktop by attaching to the desktop with your mouse and keyboard. If the desktop is minimized without ownership of the desktop being released, any playback of mouse clicks or keystrokes is undefined.

The recommended configuration is to run Silk Test on a VMWare-server and connect through VMWare-client software. This allows replay to continue even if the client has been closed.

### The Open Agent does not start when the Check Point firewall is installed

When you have a Check Point firewall or a Check Point ZoneAlarm firewall installed on your system, the Open Agent cannot be started, because the firewall interrupts the communication between the Agent and the infoservice.

To start the Open Agent, you have to uninstall the Check Point firewall from your system.

### The `modifiers` parameter in the `domDoubleClick` method is ignored

You cannot specify the modifier in the overloaded `domDoubleClick` method. The modifier will not be double-clicked, although you have specified the parameter. The overloaded `domDoubleClick` method, which allows you to specify the modifier, is deprecated. To specify the modifier, you can use the `doubleClick` method, if you are using a client that supports an overloaded method with the `modifiers` parameter, or the `PressKeys` and `ReleaseKeys` methods.

### The built-in spell checking in Microsoft Windows 8 might interfere with the replay of tests

The built-in spell checking in Microsoft Windows 8 can be enabled in applications like Internet Explorer 10.

If a word was incorrectly spelled during recording, and you replay typing this word, the spell checker will either mark it, or for commonly misspelled words will automatically fix it, which is the same behaviour a real user would get. If your tests were created on an operating system that did not include the spell checking feature, you might get unexpected results when replaying the tests on Microsoft Windows 8. To disable the spell checking, you can do the following:

1. Press **Windows Key + C**.
2. On the Charm bar, click **Settings**.
3. Select **More PC Settings**.
4. Select **General** to see the Spelling selections.



**Note:** These are system-wide settings, not settings specific to Internet Explorer.



5. Set **Autocorrect misspelled words** to off.
6. Set **Highlight misspelled words** to off.

### **When a .NET application is started from DevPartner Studio (DPS), Silk Test might not recognize it**

To resolve the issue, perform the following steps:

1. Go to the Silk Test installation folder (by default, it's located at: C:\Program Files\Silk\Silk Test).
2. For Windows Forms applications, go to ng\agent\plugins\com.borland.fastxd.techdomain.windowsforms.agent\_<version number>.
3. For Windows Presentation Foundation (WPF) applications, go to ng\agent\plugins\com.microfocus.silktest.techdomain.wpf.agent\_<version number>.
4. In Notepad, open the file plugin.xml, and add the following line to the <loadparameters> section:  

```
<param name="frameworkAssembly">mscorlib.dll</param>
```
5. Go to the ng\agent folder in the Silk Test installation folder (by default, it's located at: C:\Program Files\Silk\Silk Test\ng\agent).
6. In Notepad, open openagent.ini and add -clean as the first line of the file.
7. Log out of the computer, and then log back in. Silk Test works as expected with the application that was started by DevPartner Studio.

### **The highlighting rectangle is out of place when recording clicks on an area of an image**

When you record a click on a part of a complex image, for example an area map, the green highlighting rectangle does not highlight the appropriate area of the image. However, the click will be executed correctly during replay.

### **Recording with a zoom level different to 100% might not work properly**

Recording a Web application with a zoom level different to 100% might not work as expected. Before recording actions against a Web application, set the zoom level in the browser to 100%.

## **Silk4NET**

### **If you do not have a TrueLog result file after test execution make sure that:**

- A Silk4NET project which is created in Visual Studio 2010 is executed within a Visual Studio 2010 environment (also when executed via the command line or Team Foundation Server).
- A Silk4NET project which is created in Visual Studio 2012 is executed within a Visual Studio 2012 environment (also when executed via the command line or Team Foundation Server).
- The test class contains the `SilkTestClass` attribute.
- You have write access to the location where the TrueLog file will be created.

### **If you get the following error message during replay "Unit Test Adapter threw exception... " make sure that:**

- A Silk4NET project which is created in Visual Studio 2010 is executed within a Visual Studio 2010 environment (also when executed via the command line or Team Foundation Server).
- A Silk4NET project which is created in Visual Studio 2012 is executed within a Visual Studio 2012 environment (also when executed via the command line or Team Foundation Server).

### How to migrate from a Silk4NET project created in VS2010 to VS2012:

- Open the solution in VS2012.
- Change the target framework of your Silk4NET project(s) to .NET Framework 4.5.
- Remove the Reference `SilkTest.Ntf.VisualStudio2010.UnitTestingExtension` from your Silk4NET projects
- Add the reference `SilkTest.Ntf.VisualStudio2012.UnitTestingExtension` to your Silk4NET projects.

### When you are using object maps, existing locators that do not start with a slash will no longer work

Locators that include only a class name and that do not start with a slash, for example `PushButton`, will no longer work if object maps exist. This issue might result in breaking existing scripts that were created in a Silk Test version prior to Silk Test 14.0. For the previous example the script will fail with the following error:

Identifier 'PushButton' was not found in the Object Map.

More complex locators that include more than a class name, for example `PushButton[@caption=OK]` will continue to work, even if object maps exist.

To fix this issue, add a `//` to the start of any such locator. For example, if the locator `PushButton` in the following code does no longer work:

```
PushButton button = mainWindow.find("PushButton");
```

Change the code to:

```
PushButton button = mainWindow.find("//PushButton");
```

## Internet Explorer

### Using Google toolbar interferes with recording Web applications

Using the Google toolbar with Internet Explorer 8 interferes with recording locators for Web applications.

Turn off the Google toolbar before you record Web applications.

### The Open Agent cannot have high elevation enabled when UAC is enabled on Microsoft Windows 8 or later and Internet Explorer 11

You cannot test a Web application in Internet Explorer 11 on Microsoft Windows 8 or later and have UAC enabled and run both Internet Explorer and the Open Agent with high elevation.

### Known issues with Input Method Editors (IMEs)

- Silk Test does not record half-width spaces for Japanese input in Internet Explorer 11.
- Silk Test does not record IME input in Internet Explorer 11 in compatibility mode.
- In Japanese IME mode, pressing **Space** will cause Silk Test to record the current IME candidate. Use **Convert** to avoid this issue.

## Mozilla Firefox

### Calls into applications using Adobe FlashPlayer do not properly synchronize in the latest versions of Mozilla Firefox

When you are using Mozilla Firefox with a recent Adobe FlashPlayer version, some calls might not synchronize properly. The following issues might occur:

- Mozilla Firefox might falsely recognize a running script as stalled and might display a confirmation dialog box asking whether you want to continue the execution of the script, even though the script is running properly.
- Typing characters might not work because `SetFocus` is no longer working correctly.
- The Adobe automation might return an old value although the UI already shows a new value.

If you face one or more of these issues with applications using Adobe FlashPlayer, turn off the ProtectedMode in Adobe FlashPlayer. For additional information, see <http://forums.adobe.com/thread/1018071> and read the information provided under *Last Resort*.

### Text recognition might have the wrong offset in Mozilla Firefox 17

In Mozilla Firefox 17, text recognition might not use the correct offset. In such a case, the content of Mozilla Firefox is not redrawn.

### Text recognition does not work with Mozilla Firefox 18 or later

In Mozilla Firefox 18 or later, text recognition does not work.

## Google Chrome

### Error in WaitForProperty on Google Chrome

You may get a `ReplayException` error when doing an action that causes navigation to a new page, and then use `waitForProperty` for synchronization on an object that exists on both pages. A workaround for the defect is to do the action, then a `Find` on an object which only exists on the new page, and then do the `WaitForProperty` if still necessary.

### Silk Test does not recognize the Log In and Cancel buttons in the authentication dialog box of Google Chrome

Silk Test does not recognize the **Log In** and **Cancel** buttons in the authentication dialog box of Google Chrome. Use one of the following solutions to work around this limitation:

- Specify the username and the password in the URL of the website that you want to test. For example, to log in to the website `www.example.com/loginrequired.html`, use the following code:

```
http://myusername:mypassword@example.com/loginrequired.html
```

- Use `TypeKeys` to enter the username and password in the dialog box. For example, use the following code:

```
desktop.find("//Window[@caption='Authentication Required']/Control[2]").TypeKeys("myusername")
desktop.find("//Window[@caption='Authentication Required']/Control[1]").TypeKeys("mypassword<Enter>")
```



**Note:** `Control[2]` is the username field, and `Control[1]` is the password field. The `<Enter>` key at the end of the second `TypeKeys` confirms the entries in the dialog box.

### OpenTab does not work properly with Google Chrome

When you use `OpenTab` while testing an application in Google Chrome, the automation interface of Google Chrome might stop responding and you might have to restart Google Chrome.

### Locator recording in windows fails with Google Chrome

When you are testing a Web application in Google Chrome, locator recording in windows fails when multiple windows are open during application configuration in the Google Chrome instance, in which the

application is running. If you close the other Google Chrome windows during application configuration, the error will not appear.

### **Background applications in Google Chrome prevent automation support from loading**

When you want to test a Web application with Google Chrome and the **Continue running background apps when Google Chrome is closed** check box is checked, Silk Test cannot restart Google Chrome to load the automation support.

# Resolved Issues





The following issues have been resolved:


Issue #	Description
RPI 602984	Silk Test recording result is not valid for Japanese Input.
RPI 603273	Silk Test 15.0 does not seem to scroll controls into view.
RPI 1093513	Silk Test cannot record Javascript with xBrowser technology domain.
RPI 1093580	Silk Test Workbench: Receiving playback errors on Visual Test.
RPI 1093765	Silk Test 15.0: The <code>GetDomAttribute</code> method does not return the <code>OnClick</code> attribute.
RPI 1093857	Recording against pop-up windows does not generate a separate object map for the pop-up window.
RPI 1093970	Japanese input is not recorded correctly when recording against a Web application in Internet Explorer 11.
RPI 1093993	Tab frame covers cannot be ignored and cannot be excluded from recorded scripts.
RPI 1094002	The <code>TextClick</code> method does not click on certain custom controls.
RPI 1094058	Silk Test 15.0 Update 1: Opening Visual Tests is much slower in comparison to previous Silk Test versions.
RPI 1094097	Silk Test Workbench: Intellisense is not working for globally declared objects.

# Licensing Information

Unless you are using a trial version, Silk Test requires a license.

The licensing model is based on the client that you are using and the applications that you want to be able to test. The available licensing modes support the following application types:

Licensing Mode	Application Type
Web	<p>Web applications, including Java-Applets.</p> <p> <b>Note:</b> If you are using a trial license, visit <a href="http://www.borland.com/store/silktestwebedition/silk4NET-webedition">http://www.borland.com/store/silktestwebedition/silk4NET-webedition</a> to buy a Web license.</p>
Web plus Flex	<p>Web applications, including the following:</p> <ul style="list-style-type: none"> <li>• Apache Flex</li> <li>• Java-Applets</li> </ul> <p> <b>Note:</b> To upgrade your license to a Web plus Flex license, visit <a href="http://www.borland.com">www.borland.com</a>.</p>
Full	<ul style="list-style-type: none"> <li>• Web applications, including the following: <ul style="list-style-type: none"> <li>• Apache Flex</li> <li>• Java-Applets</li> </ul> </li> <li>• Mobile Web applications. <ul style="list-style-type: none"> <li>• Android</li> <li>• iOS</li> </ul> </li> <li>• Apache Flex</li> <li>• Java AWT/Swing</li> <li>• Java SWT and Eclipse RCP</li> <li>• .NET, including Windows Forms and Windows Presentation Foundation (WPF)</li> <li>• Rumba</li> <li>• Windows API-Based</li> </ul> <p> <b>Note:</b> To upgrade your license to a Full license, visit <a href="http://www.borland.com">www.borland.com</a>.</p>
Premium	<p>All application types that are supported with a <i>Full</i> license, plus SAP applications.</p> <p> <b>Note:</b> To upgrade your license to a Premium license, visit <a href="http://www.borland.com">www.borland.com</a>.</p>

 **Note:** To use a Full or a Premium license, you require a different setup package. The information in this document applies only to the Web Edition of Silk4NET. For a detailed overview of the capabilities of the Full and Premium offering, see [Release Notes](#).

# Tested Software

This section lists the software with which Silk Test 15.5 has been tested.



## Operating Systems

Silk Test 15.5 has been tested with the following operating systems:

- Microsoft Windows XP SP3
- Microsoft Windows Vista SP2
- Microsoft Windows 7
- Microsoft Windows 7 SP1
- Microsoft Windows 8
- Microsoft Windows 8.1

## Web Applications

For the Open Agent, Silk Test 15.5 has been tested with the following browsers and Web technologies:

Technology Type	Tested Version
Mozilla Firefox (playback only)	22, 23, 24, 25, 26, 27, 28, 29
Google Chrome (playback only)	28, 29, 30, 31, 32, 33, 34, 35
Internet Explorer	8, 9, 10, 11
Apache Flex	 <b>Note:</b> You can only test Apache Flex applications with Silk4NET if you have a Web plus Flex license for Silk4NET. For additional information on the licensing modes, see <i>Licensing Information</i> .  Silk Test 15.5 has been tested with Apache Flex version 3.5 or later using all supported browsers and Adobe AIR 2.0 or later (built with Apache Flex 4.x)   <b>Note:</b> Silk Test does not support testing child domain technologies, including Apache Flex, for Web applications running in Google Chrome.  Silk Test supports Adobe Flash Player 10 or later.
Java Applets	Silk Test supports Applets for Internet Explorer and Mozilla Firefox.
HTML5	

## Silk4NET

You can integrate Silk4NET into the following versions of Visual Studio:

- Visual Studio 2010 Professional
- Visual Studio 2012 Professional
- Visual Studio 2013 Professional