

## **Silk Test 13.6 Silk4J Web Edition**

### Release Notes

**Micro Focus**  
575 Anton Blvd., Suite 510  
Costa Mesa, CA 92626

Copyright © Micro Focus 2013. All rights reserved. Portions Copyright © 1992-2009 Borland Software Corporation (a Micro Focus company).

**MICRO FOCUS**, the Micro Focus logo, and Micro Focus product names are trademarks or registered trademarks of Micro Focus IP Development Limited or its subsidiaries or affiliated companies in the United States, United Kingdom, and other countries.

**BORLAND**, the Borland logo, and Borland product names are trademarks or registered trademarks of Borland Software Corporation or its subsidiaries or affiliated companies in the United States, United Kingdom, and other countries.

All other marks are the property of their respective owners.

2013-01-21

# Contents

<b>Release Notes</b>	<b>4</b>
<b>Licensing Information</b>	<b>5</b>
<b>System Requirements and Prerequisites</b>	<b>6</b>
Hardware Requirements	6
Platform Support	6
Adobe Flex Support	7
Java Support	7
<b>Installation Instructions</b>	<b>8</b>
<b>Known Issues</b>	<b>9</b>
General Issues	9
Internet Explorer	10
Mozilla Firefox	10
Google Chrome	10

# Release Notes

## **January 2013**

This file contains important information that might not appear in the Help. Read this file in its entirety.

For information about installation and licensing issues, refer to the [Installation Guide](#).





For the latest version of this document, see [Release Notes](#).


Navigate to [supportline.microfocus.com](http://supportline.microfocus.com) for further assistance from Customer Care.

# Licensing Information

Unless you are using a trial version, Silk Test requires a license.

The licensing model is based on the client that you are using and the applications that you want to be able to test. The available licensing modes support the following application types:

Licensing Mode	Application Type
Web	<p>Web applications, including Java-Applets.</p> <p> <b>Note:</b> If you are using a trial license, visit <a href="http://www.borland.com/store/silktestwebedition/silk4J-webedition">http://www.borland.com/store/silktestwebedition/silk4J-webedition</a> to buy a Web license.</p>
Web plus Flex	<p>Web applications, including the following:</p> <ul style="list-style-type: none"> <li>• Adobe Flex</li> <li>• Java-Applets</li> </ul> <p> <b>Note:</b> To upgrade your license to a Web plus Flex license, visit <a href="http://www.borland.com">www.borland.com</a>.</p>
Full	<ul style="list-style-type: none"> <li>• Web applications, including the following: <ul style="list-style-type: none"> <li>• Adobe Flex</li> <li>• Java-Applets</li> </ul> </li> <li>• Adobe Flex</li> <li>• Java AWT/Swing</li> <li>• Java SWT and Eclipse RCP</li> <li>• .NET, including Windows Forms and Windows Presentation Foundation (WPF)</li> <li>• Rumba</li> <li>• Windows API-Based</li> </ul> <p> <b>Note:</b> To upgrade your license to a Full license, visit <a href="http://www.borland.com">www.borland.com</a>.</p>
Premium	<p>All application types that are supported with a <i>Full</i> license, plus SAP applications.</p> <p> <b>Note:</b> To upgrade your license to a Premium license, visit <a href="http://www.borland.com">www.borland.com</a>.</p>

 **Note:** To use a Full or a Premium license, you require a different setup package. The information in this document applies only to the Web Edition of Silk4J. For a detailed overview of the capabilities of the Full and Premium offering, see [Release Notes](#).

# System Requirements and Prerequisites

The following section identifies the system requirements for installing and running Silk Test.

## Hardware Requirements

We recommend the following hardware requirements:

System Area	Requirement
Processor	Intel or AMD DualCore processor running at 2 GHz
RAM	2 GB
Hard disk space	2 GB of free disk space

## Platform Support

### Platforms

Silk Test 13.6 is designed to run on the following platforms:

- Microsoft Windows XP SP3
- Microsoft Windows Vista SP2
- Microsoft Windows 7
- Microsoft Windows 7 SP1
- Microsoft Windows 8

### Technology Domains and Browsers

Silk Test 13.6 supports applications that use the following browsers or are developed in:



**Note:** You can only test Adobe Flex applications with Silk4J if you have a Web plus Flex license for Silk4J. For additional information on the licensing modes, see *Licensing Information*.

Technology Type	Supported Version
Adobe Flex	4.0, 4.1, 4.5.1, 4.6
Mozilla Firefox (playback only)	17, 18*
Google Chrome (playback only)	24*
Windows Internet Explorer	8, 9, 10
Java AWT/Swing	Java 1.6, Java 1.7
Win 32	any

\* Indicates a rapid release version of a browser. Such versions have a short product life-cycle and are frequently replaced by newer versions. Silk Test supports rapid release versions as long as the issuing vendor supports them. This means that the next Silk Test version will probably not continue to support the indicated versions, but might support newer versions.

## Eclipse Environment

You can integrate Silk4J in Eclipse 3.7.2 or later. Version 3.7.2 is shipped with Silk Test.

## Adobe Flex Support



**Note:** You can only test Adobe Flex applications with Silk4J if you have a Web plus Flex license for Silk4J. For additional information on the licensing modes, see *Licensing Information*.



**Note:** Silk Test does not support testing child domain technologies, including Adobe Flex, for Web applications running in Google Chrome.

Silk Test supports Adobe Flash Player 10 or later.

## Java Support

Silk Test supports Applets for Windows Internet Explorer and Mozilla Firefox.



**Note:** You can test Applet contents that are embedded into HTML, but you cannot test external dialogs and frames.

# Installation Instructions

For information about installation and licensing issues, refer to the [Installation Guide](#).



# Known Issues

This section identifies Silk Test's known issues and their resolutions.

## General Issues

### **When a remote desktop or remote desktop connection (RDC) is minimized, Silk Test does not function**

When you connect through the remote desktop protocol (RDP) to a desktop, you take ownership of the desktop by attaching to the desktop with your mouse and keyboard. If the desktop is minimized without ownership of the desktop being released, any playback of mouse clicks or keystrokes is undefined.

The recommended configuration is to run Silk Test on a VMWare-server and connect through VMWare-client software. This allows replay to continue even if the client has been closed.

### **The Open Agent does not start when the Check Point firewall is installed**

When you have a Check Point firewall or a Check Point ZoneAlarm firewall installed on your system, the Open Agent cannot be started, because the firewall interrupts the communication between the Agent and the infoservice.

To start the Open Agent, you have to uninstall the Check Point firewall from your system.

### **The `modifiers` parameter in the `domDoubleClick` method is ignored**

You cannot specify the modifier in the overloaded `domDoubleClick` method. The modifier will not be double-clicked, although you have specified the parameter. The overloaded `domDoubleClick` method, which allows you to specify the modifier, is deprecated. To specify the modifier, you can use the `doubleClick` method, if you are using a client that supports an overloaded method with the `modifiers` parameter, or the `PressKeys` and `ReleaseKeys` methods.

### **The built-in spell checking in Microsoft Windows 8 might interfere with the replay of tests**

The built-in spell checking in Microsoft Windows 8 can be enabled in applications like Windows Internet Explorer 10.

If a word was incorrectly spelled during recording, and you replay typing this word, the spell checker will either mark it, or for commonly misspelled words will automatically fix it, which is the same behaviour a real user would get. If your tests were created on an operating system that did not include the spell checking feature, you might get unexpected results when replaying the tests on Microsoft Windows 8. To disable the spell checking, you can do the following:

1. Press **Windows Key + C**.
2. On the Charm bar, click **Settings**.
3. Select **More PC Settings**.
4. Select **General** to see the Spelling selections.



**Note:** These are system-wide settings, not settings specific to Windows Internet Explorer 10.

5. Set **Autocorrect misspelled words** to off.
6. Set **Highlight misspelled words** to off.

# Internet Explorer

## Using Google toolbar interferes with recording Web applications

Using the Google toolbar with Windows Internet Explorer 8 interferes with recording locators for Web applications.

Turn off the Google toolbar before you record Web applications.

# Mozilla Firefox

## Calls into applications using Adobe FlashPlayer do not properly synchronize in the latest versions of Mozilla Firefox

When you are using Mozilla Firefox with a recent Adobe FlashPlayer version, some calls might not synchronize properly. The following issues might occur:

- Mozilla Firefox might falsely recognize a running script as stalled and might display a confirmation dialog box asking whether you want to continue the execution of the script, even though the script is running properly.
- Typing characters might not work because `SetFocus` is no longer working correctly.
- The Adobe automation might return an old value although the UI already shows a new value.

If you face one or more of these issues with applications using Adobe FlashPlayer, turn off the ProtectedMode in Adobe FlashPlayer. For additional information, see <http://forums.adobe.com/thread/1018071> and read the information provided under *Last Resort*.

# Google Chrome

## Error in WaitForProperty on Google Chrome

You may get a `ReplayException` error when doing an action that causes navigation to a new page, and then use `waitForProperty` for synchronization on an object that exists on both pages. A workaround for the defect is to do the action, then a `Find` on an object which only exists on the new page, and then do the `WaitForProperty` if still necessary.

## Google Chrome Settings Menu

A crash may occur in Google Chrome when submenus of the **Settings** menu are accessed. This occurs in version 18.

## Silk Test does not recognize the Log In and Cancel buttons in the authentication dialog box of Google Chrome

Silk Test does not recognize the **Log In** and **Cancel** buttons in the authentication dialog box of Google Chrome. Use one of the following solutions to work around this limitation:

- Specify the username and the password in the URL of the website that you want to test. For example, to log in to the website `www.example.com/loginrequired.html`, use the following code:

```
http://myusername:mypassword@example.com/loginrequired.html
```

- Use `TypeKeys` to enter the username and password in the dialog box. For example, use the following code:

```
desktop.find("//Window[@caption='Authentication Required']/Control[2]").TypeKeys("myusername")
desktop.find("//Window[@caption='Authentication Required']/Control[1]").TypeKeys("mypassword<Enter>")
```



**Note:** `Control[2]` is the username field, and `Control[1]` is the password field. The `<Enter>` key at the end of the second `TypeKeys` confirms the entries in the dialog box.

### **OpenTab does not work properly with Google Chrome**

When you use `OpenTab` while testing an application in Google Chrome, the automation interface of Google Chrome might stop responding and you might have to restart Google Chrome.

### **Locator recording in windows fails with Google Chrome**

When you are testing a Web application in Google Chrome, locator recording in windows fails when multiple windows are open during application configuration in the Google Chrome instance, in which the application is running. If you close the other Google Chrome windows during application configuration, the error will not appear.

### **You cannot use Google Chrome to test Web sites that are using a Prototype JavaScript framework version previous to version 1.7**

This is an issue in the Prototype JavaScript framework, where in framework versions previous to 1.7 arrays are incorrectly JSONified. This affects the internal `domAutomation` object of Google Chrome, on which the Google Chrome testing environment and the Silk Test implementation rely, and leads to a wrong behavior of Google Chrome during testing. This issue has been fixed in Prototype JavaScript version 1.7 or later.

To use Google Chrome to test web sites that are using the Prototype JavaScript framework, update Prototype JavaScript to version 1.7 or later.

### **Background applications in Google Chrome prevent automation support from loading**

When you want to test a Web application with Google Chrome and the **Continue running background apps when Google Chrome is closed** check box is checked, Silk Test cannot restart Google Chrome to load the automation support.